


# LEADER IN INDUSTRIAL TIRES

F E R E N T I N O T Y R E C O R P O R A T I O N



**INDUSTRIAL TIRES  
PRODUCT CATALOG 2023**

**FERENTINO**  
TYRE CORPORATION

# STRONGER PERFORMANCE SAVES YOU TIME

**FERENTINO INDUSTRIAL TIRES ARE THE ONLY CHOICE** for those who want maximum performance and minimum wear. Those who work hard know how crucial time is. Continuous and extended use with no downtime for maintenance is a critical time saver. This indisputable advantage combined with high quality compounds and raw materials that extend the tire's lifespan allows us to achieve another key result: a reduction in costs. The wide range of FERENTINO INDUSTRIAL TIRES products is able to meet any and all requirements in terms of reliability, performance and safety. Guaranteed return for a long-term investment.

## A SINGLE RESPONSE TO ALL YOUR NEEDS: PERFORMANCE

### **CUT OPERATING COSTS**

Reducing rolling resistance means reducing heat and thus energy consumption. The benefits are a greater yield per battery charge for electric forklifts and fewer refuelling stops for those based on internal combustion engines.

### **ACHIEVE HIGH STANDARDS OF QUALITY AND RELIABILITY**

The management of the entire production process makes FERENTINO INDUSTRIAL TIRES one of the few companies able to choose compounds, technologies, machinery and moulds, while at the same time implementing unparalleled know-how. This results in highly proven and cutting edge products that always offer the performance you need.

### **IMPROVE EFFICIENCY**

Constant performance levels, limited wear, plus comfort, stability and excellent loading capacity guarantee higher efficiency even for heavy duty forklifts.

### **CHOOSE THE BEST PRODUCT**

Many of the leading manufacturers of forklifts and industrial vehicles have chosen FERENTINO INDUSTRIAL TIRES as their original equipment supplier and have cooperated with the Research and Development Centre to develop their products according to different needs: efficiency, safety, and comfort. Users can benefit from the wide range of products offered by FERENTINO INDUSTRIAL TIRES, a leading specialist in the sector globally.

### **REDUCE YOUR COMPANY'S FOOTPRINT**

By ensuring industrial tires a longer lifespan and decreasing the energy consumption of vehicles, which in turn reduces polluting emissions and thus the overall ecological impact is significantly reduced.



# SPECIALIST STRENGTH

The quality of the compounds used is essential in the solid industrial tire sector.



## TREAD COMPOUND

Resistant to wear and tear, guarantees excellent grip on wet or slippery surfaces (e.g. oil stains)

## CUSHION COMPOUND

Central compound, lowers operating temperature and ensures low rolling resistance.

+LIFE

+COMFORT

+SAVING

+STABILITY

## BASE 2

Extremely hard material that reduces deformation and supports the load while preserving bead stiffness and preventing the tire from coming off the rim.

## BASE 1

Ensures the tire remains attached to the rim over time: the metal rings inside the tire adhere perfectly to the metal. Perfect coupling to the rim: easy to fit and remove.



## SPECIAL-S

This version was designed and developed especially for loaders and produced in the 20 and 24 inch sizes. It is constructed using compounds which are particularly resistant to tearing. The tire stands out for its resistance to wear and tear, jolts, cuts and abrasions, as well as for its high rigidity that provides stability to the vehicle and, therefore, to the load. Used for vehicles which carry loads, usually in environments with extreme conditions, such as scrap yards and dumps.



## HIGH CAPACITY-HL

This is a tire designed with a highly rigid structure in comparison to standard. It is constructed with extremely hard compounds that are able to maintain all the other physical and mechanical characteristics to excellent levels. The distinguishing feature of Super-elastic and Cushion tires is their ability to sustain high loads with minimal deformation. It is widely used in situations where it is of paramount importance to maintain the stability of the vehicle and, therefore, of the load. It is also utilised in other specific cases. Contact a FERENTINO INDUSTRIAL TIRES technician for advice before choosing this version.



## ANTISTATIC-AS


This tire was designed to release the static electricity accumulated by the vehicle onto the ground. It is constructed with special additives which perform this action while maintaining all the other physical and mechanical characteristics to excellent levels. It is typically used in paint and solvent factories, in gas tank deposits, in environments with easily flammable fine dust particles or in environments where the accumulation of static electricity can cause explosions. In all of these cases, the use of this tire increases safety levels. The AS Super-elastic and Cushion tires are in compliance with the ISO standards. A certificate of conformity shall be provided upon customers' request.



## NON MARKING-NM

This is a yellow coloured tire, designed not to leave dark marks on the ground surface. It is constructed with a yellow mixture, containing no dark substances. Its use is recommended in environments where cleanliness is of great importance, for example in the pharmaceutical, food and beverage, and electronic industries, or anywhere light coloured floors must stay clean.

## SURFACE: RECOMMENDED USE



# INNOVATIVE SOLUTIONS

## FERENTINO FORZA FT INTEGRATED LOADER SYSTEM

The FERENTINO INDUSTRIAL TIRES integrated loader system is ideal for all stressful situations in which the machines have to work in a stationary position, travelling just short distances and carrying particularly heavy loads (scrap yards, landfills, timber yards, etc.).

### TIRE

square and compact pattern  
less vertical deformation  
**MORE STABILITY**  
**COMPOUND**  
resistant to cuts and tears  
**+ LIFE**  
**TREAD**  
designed to transmit  
**MORE TRACTION**

### SPACER

prevents infiltration  
of debris and other  
similar objects

### REINFORCED RIM WITH FLAT BOTTOM CHANNEL

increased thickness  
no aeration or inflation valve holes  
**STURDIER**  
perfect coupling to the tires  
**MORE SOLIDITY**



### FORZA FT TIRE

High stability tire designed to withstand very high loads. The reinforced sidewall limits vertical deformation and protects against accidental impact. The compounds used guarantee maximum resistance to cuts and tears and consequently longer life. The tread is designed to improve traction in all working conditions.

### RING PROTECTOR

The spacer perfectly traces the profile of the FERENTINO INDUSTRIAL TIRES tire sidewall, thus preventing infiltration of debris and the like.

### RIM

The reinforced rim with flat bottom channel, designed especially to mount FERENTINO INDUSTRIAL TIRES solid tires, solves all skidding problems. Especially robust due to increased thickness and elimination of the aeration holes and the hole for the inflation valve.



## FERENTINO FORZA FT QUICK

QUICK - Bead structure consist of a special border made of highly resistant rubber; guarantees a perfect fit on the rim with no need for fastening rings.

### FORZA FT QUICK FOR QUICK AND EASY INSTALLATION



FOR BEAD QUICK VERSION

### FORZA FT STANDARD (NON QUICK) FOR FITTING ON INDUSTRIAL MULTIPIECE RIMS



FOR BEAD STANDARD VERSION  
Movable rimparts 1, 2 and 3.

### RIMS FOR QUICK SOLID TIRES

- Fit all sizes of Quick Solid Tires from 8" to 24"
- Available for all standard applications.
- Adaptable to most custom applications.



### INDUSTRIAL MULTIPIECE RIMS

- Fit all sizes of Industrial Tires from 8" to 24".
- Available for all standard and heavy duty (20 and 24") applications.
- Multipiece design includes 2 or 3 piece components or base wheel for the quick type applications.
- Fit tube type tires as well as STANDARD solid tires.
- Designed for easy tire installation and precise fitment.



### SPLIT RIMS (DIVIDED TYPE)

- Designed for easy tire installation and precise fitment without press.












### WHEELS FOR POB CUSHION TIRES

- Fit all sizes of press on band cushion from 6,5" to 22".
- Available for all standard applications.
- Adaptable to most custom applications.



# SPECIALISED RANGE

## FERENTINO



## CONVENTIONAL PNEUMATIC INDUSTRIAL TYRES




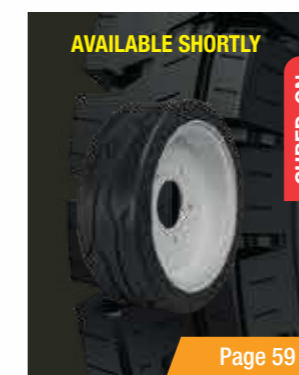
## CONVENTIONAL PNEUMATIC SKID STEER TIRES FOR SMALL-SIZED MACHINES



## CONVENTIONAL PNEUMATIC TIRES FOR INDUSTRIAL TRACTORS FOR CONSTRUCTION AND ROAD WORKS




## MULTI-PURPOSE CONVENTIONAL PNEUMATIC TIRES FOR MANUFACTURING MACHINES



# FERENTINO ELTOR EVO FT THE TECHNOLOGY THAT ANTICIPATES TOMORROW BY 10%

Our prime objective? To extend tire life and save our customers time and money, without compromising on performance. Rather, improving performance even more compared to similar competing products. FERENTINO INDUSTRIAL TIRES' response has a name: **Ferentino ELTOR EVO FT**. This new range can withstand a high number of working hours (10% more compared to other premium products) by generating less heat, the result of a new structure and optimised characteristics of the compounds.

The results achieved today with **Ferentino ELTOR EVO FT** in terms of reliability, performance and safety were unconceivable just a few years ago. Longer continuous service without stopping for maintenance means savings in terms of time and costs, as well as reducing environmental impact. Less replacements mean less CO2 emissions, beneficial for the environment.



**-8%\***  
LOWER ROLLING  
RESISTANCE



**-15%\***  
REDUCED HEAT  
PRODUCTION



**-20%\***  
LOWER ENERGY  
CONSUMPTION



**+10%\***  
LONGER  
LIFE

\* Tests conducted in the laboratory with other premium products.

## MORE TIME, MORE EVOLUTION

**NEW TREAD STRUCTURE,  
WITH THE 60J POSITIONED  
ON A SMALLER DIAMETER**  
= longer life compared to  
other premium products

**DEEPER TREAD**

**EVOLVED AND  
UPGRADED  
COMPOUNDS**

**Ferentino ELTOR EVO FT** is the super-elastic superior tire by FERENTINO INDUSTRIAL TIRES offering the best performance in terms of durability, reliability and energy consumption.

The FERENTINO INDUSTRIAL TIRES R&D Division, after hundreds of hours spent on testing, has achieved the goal to optimize structures and compounds so as to obtain the best product in the market.

Low rolling resistance together with reduced heat generation allow **Ferentino ELTOR EVO FT** to be used even in extreme operating conditions, guaranteeing long product life.

**COMPOUNDS DESIGNED FOR  
BETTER ROLLING RESISTANCE  
AND LESS FRICTION BETWEEN  
THE TREAD AND THE GROUND**  
= lower energy consumption and  
maximum battery efficiency

**GOOD  
DIRECTIONALITY**



**BETTER  
TRACTION**



**GREATER STABILITY  
SMOOTH RUNNING**



FERENTINO ELTOR EVO FT

FERENTINO ELTOR EVO FT  
NON MARKING



- Continuous center lug
- Increased directionality
  - Greater stability and smooth running
  - Excellent comfort in every situation
- Deeper tread
- Better traction
- Wide tread profile
- Increases lateral load stability
  - Safer in high-lift and cornering situations
- Exceptional tread rubber compound properties
- Makes this tire the longest lasting tire in the industry for high intensity applications
- Wear indicator
- Ensures maximum tire utilization
- Low heat resistance rubber compounds
- Withstand high intensity usage and offer low energy consumption.



CODE	PRODUCT NAME (FERENTINO ELTOR EVO FT)	TIRE SIZE	RIM SIZE	TIRE WEIGHT		ACTUAL TIRE		ACTUAL TIRE		WEARABLE HEIGHT	LOAD CAPACITY		
				NORMAL		OVERALL DIAMETER	OVERALL WIDTH	OVERALL DIAMETER	OVERALL WIDTH		COUNTERBALANCE UP TO 25KM/H	LOAD WHEEL	STEERING WHEEL
				Kg	Pound								
3212410001	NORMAL	5.00-8	3.00D-8	16.7	36.7	17.87	4.65	454	118	39	1415	1090	
3212410190	QUICK	5.00-8	3.00D-8	16.9	37.1	17.87	4.65	454	118	39	1415	1090	
3212310344	NORMAL NMG	5.00-8	3.00D-8	16.7	36.7	17.87	4.65	454	118	39	1415	1090	
3212310346	NORMAL NMG	5.00-8	3.50D-8	16.7	36.7	17.87	4.65	454	118	39	1415	1090	
3212310468	QUICK NMG	5.00-8	3.00D-8	16.9	37.1	17.87	4.65	454	118	39	1415	1090	
3212310546	NORMAL NMY	5.00-8	3.00D-8	16.8	36.9	17.87	4.65	454	118	39	1415	1090	
3212310548	NORMAL NMY	5.00-8	3.50D-8	16.8	36.9	17.87	4.65	454	118	39	1415	1090	
3212310672	QUICK NMY	5.00-8	3.00D-8	17.0	37.3	17.87	4.65	454	118	39	1415	1090	
3212410005	NORMAL	15x4 1/2-8	3.00D-8	10.0	22.0	14.92	4.45	379	113	27	1040	800	
3212410195	QUICK	15x4 1/2-8	3.00D-8	10.2	22.4	14.92	4.45	379	113	27	1040	800	
3212310348	NORMAL NMG	15x4 1/2-8	3.00D-8	10.0	22.0	14.92	4.45	379	113	27	1040	800	
3212310472	QUICK NMG	15x4 1/2-8	3.00D-8	10.2	22.4	14.92	4.45	379	113	27	1040	800	
3212310552	NORMAL NMY	15x4 1/2-8	3.00D-8	10.1	22.1	14.92	4.45	379	113	27	1040	800	
3212310674	QUICK NMY	15x4 1/2-8	3.00D-8	10.3	22.5	14.92	4.45	379	113	27	1040	800	
3212410010	NORMAL	16x6-8	4.33R-8	16.3	35.8	16.18	5.98	411	152	33	1495	1150	
3212410200	QUICK	16x6-8	4.33R-8	16.9	37.1	16.18	5.98	411	152	33	1495	1150	
3212310354	NORMAL NMG	16x6-8	4.33R-8	16.3	35.8	16.18	5.98	411	152	33	1495	1150	
3212310474	QUICK NMG	16x6-8	4.33R-8	16.9	37.1	16.18	5.98	411	152	33	1495	1150	
3212310556	NORMAL NMY	16x6-8	4.33R-8	16.4	36.0	16.18	5.98	411	152	33	1495	1150	
3212310676	QUICK NMY	16x6-8	4.33R-8	17.0	37.3	16.18	5.98	411	152	33	1495	1150	
3212410015	NORMAL	18x7-8	4.33R-8	21.7	47.6	17.83	5.98	453	152	44	2145	1650	
3212410205	QUICK	18x7-8	4.33R-8	21.8	47.9	17.83	5.98	453	152	44	2145	1650	
3212310356	NORMAL NMG	18x7-8	4.33R-8	21.7	47.6	17.83	5.98	453	152	44	2145	1650	
3212310476	QUICK NMG	18x7-8	4.33R-8	21.8	47.9	17.83	5.98	453	152	44	2145	1650	
3212310558	NORMAL NMY	18x7-8	4.33R-8	21.7	47.8	17.83	5.98	453	152	44	2145	1650	
3212310678	QUICK NMY	18x7-8	4.33R-8	21.9	48.1	17.83	5.98	453	152	44	2145	1650	
3212410210	QUICK	140/55-9	4.00E-09	10.7	23.5	14.84	5.12	377	130	28	1170	900	
3212310478	QUICK NMG	140/55-9	4.00E-09	10.7	23.5	14.84	5.12	377	130	28	1170	900	
3212310682	QUICK NMY	140/55-9	4.00E-09	10.8	23.6	14.84	5.12	377	130	28	1170	900	
3212410020	NORMAL	6.00-9	4.00E-09	25.9	56.9	20.59	5.31	523	135	52	1885	1450	
3212410215	QUICK	6.00-9	4E-00-09	26.4	58.0	20.59	5.31	523	135	52	1885	1450	
3212310362	NORMAL NMG	6.00-9	4.00E-09	25.9	56.9	20.59	5.31	523	135	52	1885	1450	
3212310482	QUICK NMG	6.00-9	4.00E-09	26.4	58.0	20.59	5.31	523	135	52	1885	1450	
3212310564	NORMAL NMY	6.00-9	4.00E-09	26.0	57.1	20.59	5.31	523	135	52	1885	1450	
3212310684	QUICK NMY	6.00-9	4.00E-09	26.5	58.2	20.59	5.31	523	135	52	1885	1450	
3212410025	NORMAL	21x8-9	6.00E-09	35.2	77.3	20.39	7.20	518	183	49	2755	2120	
3212410220	QUICK	21x8-9	6.00-09	35.6	78.2	20.39	7.20	518	183	49	2755	2120	
3212310364	NORMAL NMG	21x8-9	6.00E-09	35.2	77.3	20.39	7.20	518	183	49	2755	2120	
3212310484	QUICK NMG	21x8-9	6.00E-09	35.6	78.2	20.39	7.20	518	183	49	2755	2120	
3212310566	NORMAL NMY	21x8-9	6.00E-09	35.3	77.6	20.39	7.20	518	183	49	2755	2120	
3212310686	QUICK NMY	21x8-9	6.00E-09	35.7	78.5	20.39	7.20	518	183	49	2755	2120	
3212410030	NORMAL	200/50-10	6.50F-10	24.9	54.7	17.99	7.60	457	193	34	2470	1900	
3212410230	QUICK	200/50-10	6.50F-10	25.4	55.8	17.99	7.60	457	193	34	2470	1900	
3212310366	NORMAL NMG	200/50-10	6.50F-10	24.9	54.7	17.99	7.60	457	193	34	2470	1900	
3212310486	QUICK NMG	200/50-10	6.50F-10	25.4	55.8	17.99	7.60	457	193	34	2470	1900	
3212310568	NORMAL NMY	200/50-10	6.50F-10	25.0	54.9	17.99	7.60	457	193	34	2470	1900	
3212310688	QUICK NMY	200/50-10	6.50F-10	25.5	56.0	17.99	7.60	457	193	34	2470	1900	
3212410035	NORMAL	6.50-10	5.00F-10	34.8	76.4	22.36	6.18	568	157	55	2340	1800	
3212410235	QUICK	6.50-10	5.00F-10	35.3	77.5	22.36	6.18	568	157	55	2340	1800	
3212310368	NORMAL NMG	6.50-10	5.00F-10	34.8	76.4	22.36	6.18	568	157	55	2340	1800	
3212310488	QUICK NMG	6.50-10	5.00F-10	35.3	77.5	22.36	6.18	568	157	55	2340	1800	
3212310572	NORMAL NMY	6.50-10	5.00F-10	34.9	76.7	22.36	6.18	568	157	55	2340	1800	
3212310692	QUICK NMY	6.50-10	5.00F-10	35.4	77.8	22.36	6.18	568	157	55	2340	1800	
3212410040	NORMAL	23x9-10	6.50F-10	48.8	107.4	22.99	7.83	584	199	52	3445	2650	
3212410240	QUICK	23x9-10	6.50F-10	49.8	109.6	22.99	7.83	584	199	52	3445	2650	
3212310374	NORMAL NMG	23x9-10	6.50F-10	48.8	107.4	22.99	7.83	584	199	52	3445	2650	

NMG - NON MARKING GRAY  
NMY - NON MARKING YELLOW





## FERENTINO ELTOR EVO FT

### ELTOR EVO FT

CODE	PRODUCT NAME (FERENTINO ELTOR EVO FT)	TIRE SIZE	RIM SIZE	TIRE WEIGHT		ACTUAL TIRE		ACTUAL TIRE		WEARABLE HEIGHT	LOAD CAPACITY	
				NORMAL		OVERALL DIAMETER	OVERALL WIDTH	OVERALL DIAMETER	OVERALL WIDTH		COUNTERBALANCE UP TO 25KM/H	
				Kg	Pound						Inch	Inch
3212310492	QUICK NMG	23x9-10	6.50F-10	49.8	109.6	22.99	7.83	584	199	52	3445	2650
3212310576	NORMAL NMY	23x9-10	6.50F-10	49.0	107.8	22.99	7.83	584	199	52	3445	2650
3212310694	QUICK NMY	23x9-10	6.50F-10	50.0	110.0	22.99	7.83	584	199	52	3445	2650
3212410045	NORMAL	23x10-12	8.00G-12	52.7	116.0	23.07	9.21	586	234	45	3770	2900
3212410245	QUICK	23x10-12	8.00G-12	53.1	116.8	23.07	9.21	586	234	45	3770	2900
3212310382	NORMAL NMG	23x10-12	8.00G-12	52.7	116.0	23.07	9.21	586	234	45	3770	2900
3212310496	QUICK NMG	23x10-12	8.00G-12	53.1	116.8	23.07	9.21	586	234	45	3770	2900
3212310584	NORMAL NMY	23x10-12	8.00G-12	53.0	116.5	23.07	9.21	586	234	45	3770	2900
3212310698	QUICK NMY	23x10-12	8.00G-12	53.4	117.3	23.07	9.21	586	234	45	3770	2900
3212410050	NORMAL	23x12-12	10.00G-12	64.2	141.1	22.99	11.06	584	281	43	4485	3450
3212410250	QUICK	23x12-12	10.00G-12	65.4	143.7	22.99	11.06	584	281	43	4485	3450
3212318386	NORMAL NMG	23x12-12	10.00G-12	64.2	141.1	22.99	11.06	584	281	43	4485	3450
3212318388	NORMAL NMY	23x12-12	10.00G-12	64.4	141.7	22.99	11.06	584	281	43	4485	3450
3212318394	NORMAL NMG	23x12-12	10.00G-12	65.4	143.7	22.99	11.06	584	281	43	4485	3450
3212318396	NORMAL NMY	23x12-12	10.00G-12	65.6	144.4	22.99	11.06	584	281	43	4485	3450
3212410055	NORMAL	27x10-12	8.00G-12	78.8	173.3	26.77	9.53	680	242	63	3900	3000
3212410255	QUICK	27x10-12	8.00G-12	79.6	175.0	26.77	9.53	680	242	63	3900	3000
3212310384	NORMAL NMG	27x10-12	8.00G-12	78.8	173.3	26.77	9.53	680	242	63	3900	3000
3212310498	QUICK NMG	27x10-12	8.00G-12	79.6	175.0	26.77	9.53	680	242	63	3900	3000
3212310586	NORMAL NMY	27x10-12	8.00G-12	79.1	173.3	26.77	9.53	680	242	63	3900	3000
3212310702	QUICK NMY	27x10-12	8.00G-12	79.9	175.0	26.77	9.53	680	242	63	3900	3000
3212310382	NORMAL NMG	23x10-12	8.00G-12	78.8	173.3	26.77	9.53	680	242	63	3900	3000
3212310496	QUICK NMG	23x10-12	8.00G-12	79.6	175.0	26.77	9.53	680	242	63	3900	3000
3212310584	NORMAL NMY	23x10-12	8.00G-12	79.1	174.0	26.77	9.53	680	242	63	3900	3000
3212310698	QUICK NMY	23x10-12	8.00G-12	79.9	175.8	26.77	9.53	680	242	63	3900	3000
3212410060	NORMAL	7.00-12	5.00S-12	47.4	104.2	25.71	6.54	653	166	60	2920	2240
3212410260	QUICK	7.00-12	5.00S-12	48.4	106.3	25.71	6.54	653	166	60	2920	2240
3212310386	NORMAL NMG	7.00-12	5.00S-12	47.4	104.2	25.71	6.54	653	166	60	2920	2240
3212310502	QUICK NMG	7.00-12	5.00S-12	48.4	106.3	25.71	6.54	653	166	60	2920	2240
3212310588	NORMAL NMY	7.00-12	5.00S-12	47.6	104.6	25.71	6.54	653	166	60	2920	2240
3212310704	QUICK NMY	7.00-12	5.00S-12	48.6	106.8	25.71	6.54	653	166	60	2920	2240
3212410065	NORMAL	28x9-15	7.00-15	60.7	133.5	27.09	8.43	688	214	53	3900	3000
3212410265	QUICK	28x9-15	7.00-15	61.7	135.7	27.09	8.43	688	214	53	3900	3000
3212310396	NORMAL NMG	28x9-15	7.00-15	60.7	133.5	27.09	8.43	688	214	53	3900	3000
3212310506	QUICK NMG	28x9-15	7.00-15	61.7	135.7	27.09	8.43	688	214	53	3900	3000
3212310598	NORMAL NMY	28x9-15	7.00-15	61.0	134.0	27.09	8.43	688	214	53	3900	3000
3212310708	QUICK NMY	28x9-15	7.00-15	62.0	136.2	27.09	8.43	688	214	53	3900	3000
3212410070	NORMAL	355/45-15	9.75-15	84.1	184.9	27.17	11.26	690	286	53	5690	4375
3212410270	QUICK	355/45-15	9.75-15	85.0	186.8	27.17	11.26	690	286	53	5690	4375
3212318326	NORMAL	355/45-15	9.75-15	84.1	184.9	27.17	11.26	690	286	53	5690	4375
3212318328	NORMAL	355/45-15	9.75-15	84.4	185.7	27.17	11.26	690	286	53	5690	4375
3212318334	QUICK	355/45-15	9.75-15	85.0	186.8	27.17	11.26	690	286	53	5690	4375
3212318336	QUICK	355/45-15	9.75-15	85.3	187.6	27.17	11.26	690	286	53	5690	4375
3212410080	NORMAL	355/65-15	9.75-15	140.8	309.8	32.24	12.28	819	312	75	7800	6000
3212410280	QUICK	355/65-15	9.75-15	141.6	311.5	32.24	12.28	819	312	75	7800	6000
3212310402	NORMAL NMG	355/65-15	9.75-15	140.8	309.8	32.24	12.28	819	312	75	7800	6000
3212310512	QUICK NMG	355/65-15	9.75-15	141.6	311.5	32.24	12.28	819	312	75	7800	6000
3212310604	NORMAL NMY	355/65-15	9.75-15	141.4	311.1	32.24	12.28	819	312	75	7800	6000
3212310714	QUICK NMY	355/65-15	9.75-15	142.2	312.8	32.24	12.28	819	312	75	7800	6000
3212410085	NORMAL	250-15	7.00-15	72.0	158.4	28.31	8.70	719	221	60	4745	3650
3212410090	NORMAL	250-15	7.50-15	73.4	161.5	28.31	8.86	719	225	62	4745	3650
3212410285	QUICK	250-15	7.00-15	72.1	158.6	28.31	8.70	719	221	60	4745	3650
3212410290	QUICK	250-15	7.50-15	72.4	159.3	28.31	8.86	719	225	62	4745	3650
3212310404	NORMAL NMG	250-15	7.00-15	72.0	158.4	28.31	8.70	719	221	60	4745	3650
3212310406	NORMAL NMG	250-15	7.50-15	73.4	161.5	28.31	8.86	719	225	62	4745	3650
3212310514	QUICK NMG	250-15	7.00-15	72.1	158.6	28.31	8.70	719	221	60	4745	3650

NMG - NON MARKING GRAY  
NMY - NON MARKING YELLOW



## FERENTINO ELTOR EVO FT

### ELTOR EVO FT

CODE	PRODUCT NAME (FERENTINO ELTOR EVO FT)	TIRE SIZE	RIM SIZE	TIRE WEIGHT		ACTUAL TIRE		ACTUAL TIRE		WEARABLE HEIGHT	LOAD CAPACITY	
				NORMAL		OVERALL DIAMETER	OVERALL WIDTH	OVERALL DIAMETER	OVERALL WIDTH		COUNTERBALANCE UP TO 25KM/H	
				Kg	Pound						Inch	Inch
3212310516	QUICK NMG	250-15	7.50-15	72.4	159.3	28.31	8.86	719	225	62	4745	3650
3212310606	NORMAL NMY	250-15	7.00-15	72.3	159.1	28.31	8.70	719	221	60	4745	3650
3212310608	NORMAL NMY	250-15	7.50-15	73.7	162.2	28.31	8.86	719	225	62	4745	3650
3212310716	QUICK NMY	250-15	7.00-15	72.4	159.3	28.31	8.70	719	221	60	4745	3650
3212310718	QUICK NMY	250-15	7.50-15	72.7	160.0	28.31	8.86	719	225	62	4745	3650
3212410095	NORMAL	300-15	8.00-15	113.4	249.4	32.09	10.12	815	257	75	5850	4500
3212410295	QUICK	300-15	8.00-15	114.2	251.1	32.09	10.12	815	257	75	5850	4500
3212310408	NORMAL NMG	300-15	8.00-15	113.4	249.4	32.09	10.12	815	257	75	5850	4500
3212310518	QUICK NMG	300-15	8.00-15	114.2	251.1	32.09	10.12	815	257	75	5850	4500
3212310612	NORMAL NMY	300-15	8.00-15	113.9	250.5	32.09	10.12	815	257	75	5850	4500
3212310722	QUICK NMY	300-15	8.00-15	114.7	252.2	32.09	10.12	815	257	75	5850	4500
3212410100	NORMAL	7.00-15	5.50-15	58.3	128.2	28.70	7.05	729	179	60	3545	2725
3212410105	NORMAL	7.00-15	6.00-15	58.5	128.7	28.70	7.05	729	179	60	3545	2725
3212410300	QUICK	7.00-15	5.50-15	58.6	128.9	28.70	7.05	729	179	60	3545	2725
3212310418	NORMAL NMG	7.00-15	5.50-15	58.3	128.2	28.70	7.05	729	179	60	3545	2725
3212310422	NORMAL NMG	7.00-15	6.00-15	58.5	128.7	28.70	7.05	729	179	60	3545	2725
3212310522	QUICK NMG	7.00-15	5.50-15	58.6	128.9	28.70	7.05	729	179	60	3545	2725
3212310622	NORMAL NMY	7.00-15	5.50-15	58.6	128.8	28.70	7.05	729	179	60	3545	2725
3212310624	NORMAL NMY	7.00-15	6.00-15	58.8	129.2	28.70	7.05	729	179	60	3545	2725
3212310724	QUICK NMY	7.00-15	5.50-15	58.9	129.4	28.70	7.05	729	179	60	3545	2725
3212410110	NORMAL	7.50-15	5.50-15	68.2	150.1	29.61	7.83	752	199	62	3900	3000
3212410115	NORMAL	7.50-15	6.00-15	68.8	151.4	29.61	7.83	752	199	62	3900	3000
3212410120	NORMAL	7.50-15	6.50-15	69.6	153.2	29.61	7.83	752	199	62	3900	3000
3212410305	QUICK	7.50-15	6.50-15	70.2	154.5	29.61	7.83	752	199	62	3900	3000
3212310424	NORMAL NMG	7.50-15	5.50-15	68.2	150.1	29.61	7.83	752	199	62	3900	3000
3212310426	NORMAL NMG	7.50-15	6.00-15	68.8	151.4	29.61	7.83	752	199	62	3900	3000
3212310428	NORMAL NMG	7.50-15	6.50-15	69.6	153.2	29.61	7.83	752	199	62	3900	3000
3212310524	QUICK NMG	7.50-15	5.50-15	68.2	150.1	29.61	7.83	752	199	62	3900	3000
3212310526	QUICK NMG	7.50-15	6.50-15									



## FERENTINO ELTOR EVO FT

### ELTOR EVO FT

CODE	PRODUCT NAME (FERENTINO ELTOR EVO FT)	TIRE SIZE	RIM SIZE	TIRE WEIGHT		ACTUAL TIRE		ACTUAL TIRE		WEARABLE HEIGHT	LOAD CAPACITY	
				NORMAL		OVERALL DIAMETER	OVERALL WIDTH	OVERALL DIAMETER	OVERALL WIDTH		COUNTERBALANCE UP TO 25KM/H	
				Kg	Pound	Inch	Inch	mm	mm		mm	mm
3212310646	NORMAL NMY	10.00-20	7.00-20	176.9	389.0	40.75	10.04	1035	255	82	6000	5000
3212310648	NORMAL NMY	10.00-20	7.50-20	179.3	394.5	40.75	10.04	1035	255	82	6000	5000
3212310652	NORMAL NMY	10.00-20	8.00-20	180.8	397.8	40.75	10.04	1035	255	82	6000	5000
3212410165	NORMAL	12.00-20	8.00-20	225.6	496.2	42.91	11.14	1090	283	88	7560	6300
3212310456	NORMAL NMG	12.00-20	8.00-20	225.6	496.2	42.91	11.14	1090	283	88	7560	6300
3212410185	NORMAL	12.00-24	8.50-24	254.2	559.3	46.65	11.10	1185	282	100	8040	6700
3212318378	NORMAL NMG	12.00-24	8.50-24	254.2	559.3	46.65	11.10	1185	282	100	8040	6700
3212318382	NORMAL NMY	12.00-24	8.50-24	255.3	561.7	46.65	11.10	1185	282	100	8040	6700

NMG - NON MARKING GRAY  
NMY - NON MARKING YELLOW



FORZA FT

FERENTINO FORZA FT

FERENTINO FORZA FT  
NON MARKING



The Quality alternative for normal requirements & standard application  
Wide profile and flat footprint  
• Increases stability and grip

Large tread blocks and deep lugs  
• Maximizes life and traction  
Established tread pattern design  
Exceptional tread rubber compound properties  
Ensures maximum tire utilization



FORZA FT

CODE	PRODUCT NAME (FERENTINO ELTOR EVO FT)	TIRE SIZE	RIM SIZE	TIRE WEIGHT		ACTUAL TIRE		ACTUAL TIRE		WEARABLE HEIGHT	LOAD CAPACITY	
				NORMAL		OVERALL DIAMETER	OVERALL WIDTH	OVERALL DIAMETER	OVERALL WIDTH		COUNTERBALANCE UP TO 25KM/H	
				Kg	Pound						Inch	Inch
3212420760	NORMAL	4.00-8	3.00D-8	11.4	25.1	16.14	4.02	410	102	34	950	730
3212421010	QUICK	4.00-8	3.00D-8	11.6	25.5	16.14	4.02	410	102	34	950	730
3212321152	NORMAL NMG	4.00-8	3.00D-8	11.4	25.1	16.14	4.02	410	102	34	950	730
3212321276	QUICK NMG	4.00-8	3.00D-8	11.6	25.5	16.14	4.02	410	102	34	950	730
3212321354	NORMAL NMY	4.00-8	3.00D-8	11.5	25.2	16.14	4.02	410	102	34	950	730
3212321478	QUICK NMY	4.00-8	3.00D-8	11.7	25.6	16.14	4.02	410	102	34	950	730
3212420765	NORMAL	5.00-8	3.00D-8	16.6	36.5	17.83	4.61	453	117	39	1415	1090
3212420770	NORMAL	5.00-8	3.50D-8	16.6	36.5	17.72	4.80	450	122	39	1415	1090
3212421015	QUICK	5.00-8	3.00D-8	16.8	36.9	17.83	4.61	453	117	39	1415	1090
3212321154	NORMAL NMG	5.00-8	3.00D-8	16.6	36.5	17.83	4.61	453	117	39	1415	1090
3212321156	NORMAL NMG	5.00-8	3.50D-8	16.6	36.5	17.72	4.80	450	122	39	1415	1090
3212321278	QUICK NMG	5.00-8	3.00D-8	16.8	36.9	17.83	4.61	453	117	39	1415	1090
3212321356	NORMAL NMY	5.00-8	3.00D-8	16.7	36.6	17.83	4.61	453	117	39	1415	1090
3212321358	NORMAL NMY	5.00-8	3.50D-8	16.7	36.6	17.72	4.80	450	122	39	1415	1090
3212321482	QUICK NMY	5.00-8	3.00D-8	16.9	37.1	17.83	4.61	453	117	39	1415	1090
3212420775	NORMAL	15x4 1/2-8	3.00D-8	9.9	21.8	14.84	4.45	377	113	26	1040	800
3212420780	NORMAL	15x4 1/2-8	3.00D-8	10.1	22.2	14.84	4.45	377	113	26	1040	800
3212321158	NORMAL NMG	15x4 1/2-8	3.00D-8	9.9	21.8	14.84	4.45	377	113	26	1040	800
3212321282	QUICK NMG	15x4 1/2-8	3.00D-8	10.1	22.2	14.84	4.45	377	113	26	1040	800
3212321362	NORMAL NMY	15x4 1/2-8	3.00D-8	10.0	21.9	14.84	4.45	377	113	26	1040	800
3212321484	QUICK NMY	15x4 1/2-8	3.00D-8	10.2	22.3	14.84	4.45	377	113	26	1040	800
3212420785	NORMAL	16x6-8	4.33R-8	16.5	36.3	16.22	5.94	412	151	32	1495	1150
3212421025	QUICK	16x6-8	4.33R-8	16.7	36.7	16.22	5.94	412	151	32	1495	1150
3212321164	NORMAL NMG	16x6-8	4.33R-8	16.5	36.3	16.22	5.94	412	151	32	1495	1150
3212321284	QUICK NMG	16x6-8	4.33R-8	16.7	36.7	16.22	5.94	412	151	32	1495	1150
3212321366	NORMAL NMY	16x6-8	4.33R-8	16.6	36.4	16.22	5.94	412	151	32	1495	1150
3212321486	QUICK NMY	16x6-8	4.33R-8	16.8	36.9	16.22	5.94	412	151	32	1495	1150
3212420790	NORMAL	18x7-8	4.33R-8	21.5	47.2	17.80	5.98	452	152	46	2145	1650
3212421030	QUICK	18x7-8	4.33R-8	21.7	47.7	17.80	5.98	452	152	46	2145	1650
3212321166	NORMAL NMG	18x7-8	4.33R-8	21.5	47.2	17.80	5.98	452	152	46	2145	1650
3212321286	QUICK NMG	18x7-8	4.33R-8	21.7	47.7	17.80	5.98	452	152	46	2145	1650
3212321368	NORMAL NMY	18x7-8	4.33R-8	21.6	47.4	17.80	5.98	452	152	46	2145	1650
3212321488	QUICK NMY	18x7-8	4.33R-8	21.8	47.9	17.80	5.98	452	152	46	2145	1650
3212420795	NORMAL	18x9-8	7.00E-08	31.0	68.1	17.87	8.35	454	212	46	2535	1950
3212321168	NORMAL NMG	18x9-8	7.00E-08	31.0	68.1	17.87	8.35	454	212	46	2535	1950
3212321372	NORMAL NMY	18x9-8	7.00E-08	31.1	68.4	17.87	8.35	454	212	46	2535	1950
3212421035	QUICK	140/55-9	4.00E-09	10.2	22.4	14.92	5.12	379	130	28	1170	900
3212321288	QUICK NMG	140/55-9	7.00E-08	10.2	22.4	14.92	5.12	379	130	28	1170	900
3212321492	QUICK NMY	140/55-9	7.00E-08	10.3	22.5	14.92	5.12	379	130	28	1170	900
3212420800	NORMAL	6.00-9	4.00E-09	25.9	56.9	20.67	5.28	525	134	52	1885	1450
3212421040	QUICK	6.00-9	4.00E-09	26.2	57.5	20.67	5.28	525	134	52	1885	1450
3212321172	NORMAL NMG	6.00-9	4.00E-09	25.9	56.9	20.67	5.28	525	134	52	1885	1450
3212321292	QUICK NMG	6.00-9	4.00E-09	26.2	57.5	20.67	5.28	525	134	52	1885	1450
3212321374	NORMAL NMY	6.00-9	4.00E-09	26.0	57.1	20.67	5.28	525	134	52	1885	1450
3212321494	QUICK NMY	6.00-9	4.00E-09	26.3	57.8	20.67	5.28	525	134	52	1885	1450
3212420805	NORMAL	21x8-9	6.00E-09	35.0	76.9	20.43	7.20	519	183	48	2755	2120
3212421045	QUICK	21x8-9	6.00E-09	35.4	77.7	20.43	7.20	519	183	48	2755	2120
3212321174	NORMAL NMG	21x8-9	6.00E-09	35.0	76.9	20.43	7.20	519	183	48	2755	2120
3212321294	QUICK NMG	21x8-9	6.00E-09	35.4	77.7	20.43	7.20	519	183	48	2755	2120
3212321376	NORMAL NMY	21x8-9	6.00E-09	35.1	77.2	20.43	7.20	519	183	48	2755	2120
3212321496	QUICK NMY	21x8-9	6.00E-09	35.5	78.1	20.43	7.20	519	183	48	2755	2120
3212420810	NORMAL	200/50-10	6.50F-10	25.4	55.8	17.95	7.60	456	193	31	2470	1900
3212421050	QUICK	200/50-10	6.50F-10	25.9	56.9	17.95	7.60	456	193	31	2470	1900
3212321176	NORMAL NMG	200/50-10	6.50F-10	25.4	55.8	17.95	7.60	456	193	31	2470	1900
3212321296	QUICK NMG	200/50-10	6.50F-10	25.9	56.9	17.95	7.60	456	193	31	2470	1900
3212321378	NORMAL NMY	200/50-10	6.50F-10	25.5	56.0	17.95	7.60	456	193	31	2470	1900

NMG - NON MARKING GRAY  
NMY - NON MARKING YELLOW





### FERENTINO FORZA FT

#### FORZA FT

CODE	PRODUCT NAME (FERENTINO ELTOR EVO FT)	TIRE SIZE	RIM SIZE	TIRE WEIGHT		ACTUAL TIRE		ACTUAL TIRE		WEARABLE HEIGHT	LOAD CAPACITY	
				NORMAL		OVERALL DIAMETER	OVERALL WIDTH	OVERALL DIAMETER	OVERALL WIDTH		COUNTERBALANCE UP TO 25KM/H	
				Kg	Pound	Inch	Inch	mm	mm		LOAD WHEEL	STEERING WHEEL
											Kg	Kg
3212321498	QUICK NMY	200/50-10	6.50F-10	26.0	57.1	17.95	7.60	456	193	31	2470	1900
3212420815	NORMAL	6.50-10	5.00F-10	34.9	76.6	22.28	6.18	566	157	55	2340	1800
3212421055	NM NORMAL	6.50-10	5.00F-10	36.0	79.0	22.28	6.18	566	157	55	2340	1800
3212321178	NORMAL NMG	6.50-10	5.00F-10	34.9	76.6	22.28	6.18	566	157	55	2340	1800
3212321298	QUICK NMG	6.50-10	5.00F-10	36.0	79.0	22.28	6.18	566	157	55	2340	1800
3212321382	NORMAL NMY	6.50-10	5.00F-10	35.0	77.0	22.28	6.18	566	157	55	2340	1800
3212321502	QUICK NMY	6.50-10	5.00F-10	36.1	79.4	22.28	6.18	566	157	55	2340	1800
3212420825	NORMAL	23x9-10	6.50F-10	48.8	107.4	22.99	7.87	584	200	52	3445	2650
3212421060	QUICK	23x9-10	6.50F-10	49.3	108.5	22.99	7.87	584	200	52	3445	2650
3212321184	NORMAL NMG	23x9-10	6.50F-10	48.8	107.4	22.99	7.87	584	200	52	3445	2650
3212321302	QUICK NMG	23x9-10	6.50F-10	49.3	108.5	22.99	7.87	584	200	52	3445	2650
3212321386	NORMAL NMY	23x9-10	6.50F-10	49.0	107.8	22.99	7.87	584	200	52	3445	2650
3212321504	QUICK NMY	23x9-10	6.50F-10	49.5	108.9	22.99	7.87	584	200	52	3445	2650
3212420840	NORMAL	23x10-12	8.00G-12	50.7	111.6	22.99	9.06	584	230	44	3770	2900
3212421070	QUICK	23x10-12	8.00G-12	51.5	113.3	22.99	9.06	584	230	44	3770	2900
3212321192	NORMAL NMG	23x10-12	8.00G-12	50.7	111.6	22.99	9.06	584	230	44	3770	2900
3212321306	QUICK NMG	23x10-12	8.00G-12	51.5	113.3	22.99	9.06	584	230	44	3770	2900
3212321394	NORMAL NMY	23x10-12	8.00G-12	50.9	112.0	22.99	9.06	584	230	44	3770	2900
3212321508	QUICK NMY	23x10-12	8.00G-12	51.7	113.8	22.99	9.06	584	230	44	3770	2900
3212420845	NORMAL	27x10-12	8.00G-12	76.4	168.0	26.77	9.53	680	242	63	3900	3000
3212421075	QUICK	27x10-12	8.00G-12	77.1	169.5	26.77	9.53	680	242	63	3900	3000
3212321194	NORMAL NMG	27x10-12	8.00G-12	76.4	168.0	26.77	9.53	680	242	63	3900	3000
3212321308	QUICK NMG	27x10-12	8.00G-12	77.1	169.5	26.77	9.53	680	242	63	3900	3000
3212321396	NORMAL NMY	27x10-12	8.00G-12	76.7	168.7	26.77	9.53	680	242	63	3900	3000
3212321512	QUICK NMY	27x10-12	8.00G-12	77.4	170.2	26.77	9.53	680	242	63	3900	3000
3212420850	NORMAL	7.00-12	5.00S-12	46.7	102.8	25.67	6.54	652	166	60	2920	2240
3212421080	QUICK	7.00-12	5.00S-12	46.9	103.2	25.67	6.54	652	166	60	2920	2240
3212321196	NORMAL NMG	7.00-12	5.00S-12	46.7	102.8	25.67	6.54	652	166	60	2920	2240
3212321312	QUICK NMG	7.00-12	5.00S-12	46.9	103.2	25.67	6.54	652	166	60	2920	2240
3212321398	NORMAL NMY	7.00-12	5.00S-12	46.9	103.2	25.67	6.54	652	166	60	2920	2240
3212321514	QUICK NMY	7.00-12	5.00S-12	47.1	103.7	25.67	6.54	652	166	60	2920	2240
3212420870	NORMAL	28x9-15	7.00-15	59.8	131.5	27.09	8.39	688	213	54	3900	3000
3212421090	QUICK	28x9-15	7.00-15	60.8	133.6	27.09	8.39	688	213	54	3900	3000
3212321206	NORMAL NMG	28x9-15	7.00-15	59.8	131.5	27.09	8.39	688	213	54	3900	3000
3212321316	QUICK NMG	28x9-15	7.00-15	60.8	133.7	27.09	8.39	688	213	54	3900	3000
3212321408	NORMAL NMY	28x9-15	7.00-15	60.1	132.1	27.09	8.39	688	213	54	3900	3000
3212321518	QUICK NMY	28x9-15	7.00-15	61.1	134.3	27.09	8.39	688	213	54	3900	3000
3212420880	NORMAL	355/65-15	9.75-15	137.2	301.9	32.24	12.28	819	312	75	7800	6000
3212421100	QUICK	355/65-15	9.75-15	138.7	305.2	32.24	12.28	819	312	75	7800	6000
3212321212	NORMAL NMG	355/65-15	9.75-15	137.2	301.9	32.24	12.28	819	312	75	7800	6000
3212321322	QUICK NMG	355/65-15	9.75-15	138.7	305.2	32.24	12.28	819	312	75	7800	6000
3212321414	NORMAL NMY	355/65-15	9.75-15	137.8	303.2	32.24	12.28	819	312	75	7800	6000
3212321524	QUICK NMY	355/65-15	9.75-15	139.3	306.5	32.24	12.28	819	312	75	7800	6000
3212420885	NORMAL	250-15	7.00-15	70.2	154.5	28.27	8.66	718	220	60	4745	3650
3212421105	QUICK	250-15	7.00-15	70.8	155.8	28.27	8.66	718	220	60	4745	3650
3212321214	NORMAL NMG	250-15	7.00-15	70.2	154.5	28.27	8.66	718	220	60	4745	3650
3212321324	QUICK NMG	250-15	7.00-15	70.8	155.8	28.27	8.66	718	220	60	4745	3650
3212321416	NORMAL NMY	250-15	7.00-15	70.5	155.1	28.27	8.66	718	220	60	4745	3650
3212321526	QUICK NMY	250-15	7.00-15	71.1	156.4	28.27	8.66	718	220	60	4745	3650
3212420890	NORMAL	250-15	7.50-15	70.6	155.3	28.19	8.86	716	225	60	4745	3650
3212421110	QUICK	250-15	7.50-15	71.6	157.5	28.19	8.86	716	225	60	4745	3650
3212321216	NORMAL NMG	250-15	7.50-15	70.6	155.3	28.19	8.86	716	225	60	4745	3650
3212321326	QUICK NMG	250-15	7.50-15	71.6	157.5	28.19	8.86	716	225	60	4745	3650
3212321418	NORMAL NMY	250-15	7.50-15	70.9	156.0	28.19	8.86	716	225	60	4745	3650
3212321528	QUICK NMY	250-15	7.50-15	71.9	158.2	28.19	8.86	716	225	60	4745	3650
3212420895	NORMAL	300-15	8.00-15	113.4	249.4	32.05	9.92	814	252	75	5850	4500

NMG - NON MARKING GRAY  
NMY - NON MARKING YELLOW



### FERENTINO FORZA FT

#### FORZA FT

CODE	PRODUCT NAME (FERENTINO ELTOR EVO FT)	TIRE SIZE	RIM SIZE	TIRE WEIGHT		ACTUAL TIRE		ACTUAL TIRE		WEARABLE HEIGHT	LOAD CAPACITY	
				NORMAL		OVERALL DIAMETER	OVERALL WIDTH	OVERALL DIAMETER	OVERALL WIDTH		COUNTERBALANCE UP TO 25KM/H	
				Kg	Pound	Inch	Inch	mm	mm		LOAD WHEEL	STEERING WHEEL
											Kg	Kg
3212421115	QUICK	300-15	8.00-15	114.4	251.6	32.05	9.92	814	252	75	5850	4500
3212321218	NORMAL NMG	300-15	8.00-15	113.4	249.4	32.05	9.92	814	252	75	5850	4500
3212321328	QUICK NMG	300-15	8.00-15	114.4	251.6	32.05	9.92	814	252	75	5850	4500
3212321422	NORMAL NMY	300-15	8.00-15	113.9	250.5	32.05	9.92	814	252	75	5850	4500
3212321532	QUICK NMY	300-15	8.00-15	114.9	252.7	32.05	9.92	814	252	75	5850	4500
3212420915	NORMAL	7.00-15	5.50-15	56.7	124.7	28.50	6.93	724	176	58	3545	2725
3212421120	QUICK	7.00-15	5.50-15	57.7	126.9	28.50	6.93	724	176	58	3545	2725
3212321228	NORMAL NMG	7.00-15	5.50-15	56.7	124.7	28.50	6.93	724	176	58	3545	2725
3212321332	QUICK NMG	7.00-15	5.50-15	57.7	126.9	28.50	6.93	724	176	58	3545	2725
3212321432	NORMAL NMY	7.00-15	5.50-15	57.0	125.3	28.50	6.93	724	176	58	3545	2725
3212321534	QUICK NMY	7.00-15	5.50-15	58.0	127.4	28.50	6.93	724	176	58	3545	2725
3212420920	NORMAL	7.00-15	6.00-15	57.7	126.9	28.70	7.05	729	179	60	3545	2725
3212321232	NORMAL NMG	7.00-15	6.00-15	57.7	126.9	28.70	7.05	729	179	60	3545	2725
3212321434	NORMAL NMY	7.00-15	6.00-15	58.0	127.4	28.70	7.05	729	179	60	3545	2725
3212420925	NORMAL	7.50-15	5.50-15	66.3	145.7	29.61	7.83	752	199	62	3900	3000
3212421125	QUICK	7.50-15	5.50-15	67.5	148.3	29.61	7.83	752	199	62	3900	3000
3212321234	NORMAL NMG	7.50-15	5.50-15	66.3	145.7	29.61	7.83	752	199	62	3900	3000
3212321334	QUICK NMG	7.50-15	5.50-15	67.5	148.3	29.61	7.83	752	199	62	3900	3000
3212321436	NORMAL NMY	7.50-15	5.50-15	66.5	146.3	29.61	7.83	752	199	62	3900	3000
3212321536	QUICK NMY	7.50-15	5.50-15	67.7	149.0	29.61	7.83	752	199	62	3900	3000
3212420930	NORMAL	7.50-15	6.00-15	66.9	147.0	29.61	7.83	752	199	62	3900	3000
3212321236	NORMAL NMG	7.50-15	6.00-15	66.9	147.0	29.61	7.83	752	199	62	3900	3000
3212321438	NORMAL NMY	7.50-15	6.00-15	67.1	147.7	29.61	7.83	752	199	62	3900	3000
3212420935	NORMAL	7.50-15	6.50-15	67.8	149.2	29.61	7.83	752	199	62	3900	3000
3212321535	NM QUICK	7.50-15	6.50-15	67.8	149.2	29.61	7.83	752	199	62	3900	3000
3212321238	NORMAL NMG	7.50-15	6.50-15	67.8	149.2	29.61	7.83	752	199	62	3900	3000
3212321336	QUICK NMG	7.50-15	6.50-15	67.8	149.2	29.61	7.83	752	199	62	3900	3000
3212321442	NORMAL NMY	7.50-15	6.50-15	68.1	149.9	29.61	7.83	752	199	62	3900	3000
3212321538	QUICK NMY	7.50-15	6.50-15	68.1	149.9	29.61	7.83	752	199	62	3900	3000
3212420945	NORMAL	8.25-15	6.50-1									

FERENTINO ECO PLUS

FERENTINO ECO PLUS  
NON MARKING



NM  
non marking

Well-balanced rubber compound  
 • Operates in low intensity applications and offers the lowest operating cost.

Deep tread design  
 • Provides great traction and stability.  
 • Increases tire lifetime

Exceptional tread rubber compound properties  
 • Makes this tire the longest lasting tire in the industry for low intensity applications  
 • Excellent quality to price ratio

Steel bead reinforced heel  
 • Prevents rim slip

Middle layer cushion  
 • Middle layer provides an excellent cushioning effect

Wear indicator  
 • Ensures maximum tire utilization

CODE	PRODUCT NAME (FERENTINO ELTOR EVO FT)	TIRE SIZE	RIM SIZE	TIRE WEIGHT		ACTUAL TIRE		ACTUAL TIRE		WEARABLE HEIGHT	LOAD CAPACITY		
				NORMAL		OVERALL DIAMETER	OVERALL WIDTH	OVERALL DIAMETER	OVERALL WIDTH		COUNTERBALANCE UP TO 25KM/H	LOAD WHEEL	STEERING WHEEL
				Kg	Pound								
3212431550	NORMAL	5.00-8	3.00D-8	15.7	34.5	17.72	4.53	450	115	41	1415	1090	
3212431665	QUICK	5.00-8	3.00D-8	16.0	35.2	17.72	4.53	450	115	41	1415	1090	
3212331784	NORMAL NMG	5.00-8	3.00D-8	15.7	34.5	17.72	4.53	450	115	41	1415	1090	
3212331786	NORMAL NMG	5.00-8	3.50D-8	15.7	34.5	17.72	4.53	450	115	41	1415	1090	
3212331908	QUICK NMG	5.00-8	3.00D-8	16.0	35.2	17.72	4.53	450	115	41	1415	1090	
3212331986	NORMAL NMY	5.00-8	3.00D-8	15.8	34.6	17.72	4.53	450	115	41	1415	1090	
3212331988	NORMAL NMY	5.00-8	3.50D-8	15.8	34.6	17.72	4.53	450	115	41	1415	1090	
3212332112	QUICK NMY	5.00-8	3.00D-8	16.1	35.3	17.72	4.53	450	115	41	1415	1090	
3212431555	NORMAL	15x4 1/2-8	3.00D-8	10.1	22.2	14.57	4.57	370	116	28	1040	800	
3212431670	QUICK	15x4 1/2-8	3.00D-8	10.2	22.4	14.57	4.57	370	116	28	1040	800	
3212331788	NORMAL NMG	15x4 1/2-8	3.00D-8	10.1	22.2	14.57	4.57	370	116	28	1040	800	
3212331912	QUICK NMG	15x4 1/2-8	3.00D-8	10.2	22.4	14.57	4.57	370	116	28	1040	800	
3212331992	NORMAL NMY	15x4 1/2-8	3.00D-8	10.2	22.3	14.57	4.57	370	116	28	1040	800	
3212332114	QUICK NMY	15x4 1/2-8	3.00D-8	10.3	22.5	14.57	4.57	370	116	28	1040	800	
3212431560	NORMAL	16x6-8	4.33R-8	15.3	33.6	16.10	5.75	409	146	34	1495	1150	
3212431675	QUICK	16x6-8	4.33R-8	15.5	34.1	16.10	5.75	409	146	34	1495	1150	
3212331794	NORMAL NMG	16x6-8	4.33R-8	15.3	33.6	16.10	5.75	409	146	34	1495	1150	
3212331914	QUICK NMG	16x6-8	4.33R-8	15.5	34.1	16.10	5.75	409	146	34	1495	1150	
3212331996	NORMAL NMY	16x6-8	4.33R-8	15.4	33.8	16.10	5.75	409	146	34	1495	1150	
3212332116	QUICK NMY	16x6-8	4.33R-8	15.6	34.2	16.10	5.75	409	146	34	1495	1150	
3212431565	NORMAL	18x7-8	4.33R-8	19.7	43.3	17.52	5.83	445	148	40	2145	1650	
3212431680	QUICK	18x7-8	4.33R-8	20.9	45.9	17.52	5.83	445	148	40	2145	1650	
3212331796	NORMAL NMG	18x7-8	4.33R-8	19.7	43.3	17.52	5.83	445	148	40	2145	1650	
3212331916	QUICK NMG	18x7-8	4.33R-8	20.9	45.9	17.52	5.83	445	148	40	2145	1650	
3212331998	NORMAL NMY	18x7-8	4.33R-8	19.8	43.5	17.52	5.83	445	148	40	2145	1650	
3212332118	QUICK NMY	18x7-8	4.33R-8	21.0	46.1	17.52	5.83	445	148	40	2145	1650	
3212431570	NORMAL	6.00-9	4.00E-09	25.0	54.9	20.43	5.35	519	136	48	1885	1450	
3212431690	QUICK	6.00-9	4.00E-09	25.3	55.6	20.43	5.35	519	136	48	1885	1450	
3212331802	NORMAL NMG	6.00-9	4.00E-09	25.0	54.9	20.43	5.35	519	136	48	1885	1450	
3212331922	QUICK NMG	6.00-9	4.00E-09	25.3	55.6	20.43	5.35	519	136	48	1885	1450	
3212332004	NORMAL NMY	6.00-9	4.00E-09	25.1	55.1	20.43	5.35	519	136	48	1885	1450	
3212332124	QUICK NMY	6.00-9	4.00E-09	25.4	55.8	20.43	5.35	519	136	48	1885	1450	
3212431575	NORMAL	21x8-9	6.00E-09	34.3	75.3	20.28	7.13	515	181	48	2755	2120	
3212431695	QUICK	21x8-9	6.00E-09	34.6	76.0	20.28	7.13	515	181	48	2755	2120	
3212331804	NORMAL NMG	21x8-9	6.00E-09	34.3	75.3	20.28	7.13	515	181	48	2755	2120	
3212331924	QUICK NMG	21x8-9	6.00E-09	34.6	76.0	20.28	7.13	515	181	48	2755	2120	
3212332006	NORMAL NMY	21x8-9	6.00E-09	34.4	75.6	20.28	7.13	515	181	48	2755	2120	
3212332126	QUICK NMY	21x8-9	6.00E-09	34.7	76.3	20.28	7.13	515	181	48	2755	2120	
3212431580	NORMAL	200/50-10	6.50F-10	23.6	51.8	17.72	7.60	450	193	33	2470	1900	
3212431700	QUICK	200/50-10	6.50F-10	23.9	52.5	17.72	7.60	450	193	33	2470	1900	
3212331806	NORMAL NMG	200/50-10	6.50F-10	23.6	51.8	17.72	7.60	450	193	33	2470	1900	
3212331926	QUICK NMG	200/50-10	6.50F-10	23.9	52.5	17.72	7.60	450	193	33	2470	1900	
3212332008	NORMAL NMY	200/50-10	6.50F-10	23.7	52.1	17.72	7.60	450	193	33	2470	1900	
3212332128	QUICK NMY	200/50-10	6.50F-10	24.0	52.7	17.72	7.60	450	193	33	2470	1900	
3212431585	NORMAL	6.50-10	5.00F-10	35.0	76.9	22.28	6.02	566	153	52	2340	1800	
3212431705	QUICK	6.50-10	5.00F-10	35.8	78.6	22.28	6.02	566	153	52	2340	1800	
3212331808	NORMAL NMG	6.50-10	5.00F-10	35.0	76.9	22.28	6.02	566	153	52	2340	1800	
3212331928	QUICK NMG	6.50-10	5.00F-10	35.8	78.6	22.28	6.02	566	153	52	2340	1800	
3212332012	NORMAL NMY	6.50-10	5.00F-10	35.1	77.2	22.28	6.02	566	153	52	2340	1800	
3212332132	QUICK NMY	6.50-10	5.00F-10	35.9	78.9	22.28	6.02	566	153	52	2340	1800	
3212431590	NORMAL	23x9-10	6.50F-10	46.4	102.1	22.56	7.87	573	200	53	3445	2650	
3212431710	QUICK	23x9-10	6.50F-10	47.0	103.4	22.56	7.87	573	200	53	3445	2650	
3212331814	NORMAL NMG	23x9-10	6.50F-10	46.4	102.1	22.56	7.87	573	200	53	3445	2650	
3212331932	QUICK NMG	23x9-10	6.50F-10	47.0	103.4	22.56	7.87	573	200	53	3445	2650	
3212332016	NORMAL NMY	23x9-10	6.50F-10	46.6	102.5	22.56	7.87	573	200	53	3445	2650	
3212332134	QUICK NMY	23x9-10	6.50F-10	47.2	103.8	22.56	7.87	573	200	53	3445	2650	

NMG - NON MARKING GRAY  
 NMY - NON MARKING YELLOW





### FERENTINO ECO PLUS

**ECO PLUS**

CODE	PRODUCT NAME (FERENTINO ELTOR EVO FT)	TIRE SIZE	RIM SIZE	TIRE WEIGHT		ACTUAL TIRE		ACTUAL TIRE		WEARABLE HEIGHT	LOAD CAPACITY			
				NORMAL		OVERALL DIAMETER	OVERALL WIDTH	OVERALL DIAMETER	OVERALL WIDTH		COUNTERBALANCE UP TO 25KM/H			
				Kg	Pound	Inch	Inch	mm	mm		mm	mm	Kg	Kg
3212431595	NORMAL	23x10-12	8.00G-12	48.4	106.3	22.72	9.21	577	234	45	3770	2900		
3212431715	QUICK	23x10-12	8.00G-12	49.0	107.7	22.72	9.21	577	234	45	3770	2900		
3212331822	NORMAL NMG	23x10-12	8.00G-12	48.4	106.3	22.72	9.21	577	234	45	3770	2900		
3212331936	QUICK NMG	23x10-12	8.00G-12	49.0	107.7	22.72	9.21	577	234	45	3770	2900		
3212332024	NORMAL NMY	23x10-12	8.00G-12	48.6	106.8	22.72	9.21	577	234	45	3770	2900		
3212332138	QUICK NMY	23x10-12	8.00G-12	49.2	108.1	22.72	9.21	577	234	45	3770	2900		
3212431600	NORMAL	27x10-12	8.00G-12	76.1	167.4	26.14	9.76	664	248	60	3900	3000		
3212431720	QUICK	27x10-12	8.00G-12	76.9	169.1	26.14	9.76	664	248	60	3900	3000		
3212331824	NORMAL NMG	27x10-12	8.00G-12	76.1	167.4	26.14	9.76	664	248	60	3900	3000		
3212331938	QUICK NMG	27x10-12	8.00G-12	76.9	169.1	26.14	9.76	664	248	60	3900	3000		
3212332026	NORMAL NMY	27x10-12	8.00G-12	76.4	168.1	26.14	9.76	664	248	60	3900	3000		
3212332142	QUICK NMY	27x10-12	8.00G-12	77.2	169.8	26.14	9.76	664	248	60	3900	3000		
3212431605	NORMAL	7.00-12	5.00S-12	46.6	102.4	25.39	6.50	645	165	56	2920	2240		
3212431725	QUICK	7.00-12	5.00S-12	46.8	102.8	25.39	6.50	645	165	56	2920	2240		
3212331826	NORMAL NMG	7.00-12	5.00S-12	46.6	102.4	25.39	6.50	645	165	56	2920	2240		
3212331942	QUICK NMG	7.00-12	5.00S-12	46.8	102.8	25.39	6.50	645	165	56	2920	2240		
3212332028	NORMAL NMY	7.00-12	5.00S-12	46.8	102.8	25.39	6.50	645	165	56	2920	2240		
3212332144	QUICK NMY	7.00-12	5.00S-12	47.0	103.3	25.39	6.50	645	165	56	2920	2240		
3212431610	NORMAL	28x9-15	7.00-15	59.7	131.3	26.81	8.31	681	211	49	3900	3000		
3212431730	QUICK	28x9-15	7.00-15	60.7	133.5	26.81	8.31	681	211	49	3900	3000		
3212331836	NORMAL NMG	28x9-15	7.00-15	59.7	131.3	26.81	8.31	681	211	49	3900	3000		
3212331946	QUICK NMG	28x9-15	7.00-15	60.7	133.5	26.81	8.31	681	211	49	3900	3000		
3212332038	NORMAL NMY	28x9-15	7.00-15	60.0	131.8	26.81	8.31	681	211	49	3900	3000		
3212332148	QUICK NMY	28x9-15	7.00-15	61.0	134.0	26.81	8.31	681	211	49	3900	3000		
3212431620	NORMAL	355/65-15	9.75-15	132.8	292.0	31.93	12.20	811	310	70	7800	6000		
3212431740	QUICK	355/65-15	9.75-15	133.3	293.1	31.93	12.20	811	310	70	7800	6000		
3212331842	NORMAL NMG	355/65-15	9.75-15	132.8	292.0	31.93	12.20	811	310	70	7800	6000		
3212331952	QUICK NMG	355/65-15	9.75-15	133.3	293.1	31.93	12.20	811	310	70	7800	6000		
3212332044	NORMAL NMY	355/65-15	9.75-15	133.3	293.3	31.93	12.20	811	310	70	7800	6000		
3212332154	QUICK NMY	355/65-15	9.75-15	133.8	294.4	31.93	12.20	811	310	70	7800	6000		
3212431625	NORMAL	250-15	7.00-15	66.7	146.6	27.83	8.35	707	212	53	4745	3650		
3212431630	NORMAL	250-15	7.50-15	66.6	146.4	27.83	8.35	707	212	53	4745	3650		
3212431745	QUICK	250-15	7.00-15	67.7	148.8	27.83	8.35	707	212	53	4745	3650		
3212331844	NORMAL NMG	250-15	7.00-15	66.7	146.6	27.83	8.35	707	212	53	4745	3650		
3212331846	NORMAL NMG	250-15	7.50-15	66.6	146.4	27.83	8.35	707	212	53	4745	3650		
3212331954	QUICK NMG	250-15	7.00-15	67.7	148.8	27.83	8.35	707	212	53	4745	3650		
3212331956	QUICK NMG	250-15	7.50-15	67.7	148.8	27.83	8.35	707	212	53	4745	3650		
3212332046	NORMAL NMY	250-15	7.00-15	66.9	147.2	27.83	8.35	707	212	53	4745	3650		
3212332048	NORMAL NMY	250-15	7.50-15	66.8	147.0	27.83	8.35	707	212	53	4745	3650		
3212332156	QUICK NMY	250-15	7.00-15	67.9	149.4	27.83	8.35	707	212	53	4745	3650		
3212332158	QUICK NMY	250-15	7.50-15	67.9	149.4	27.83	8.35	707	212	53	4745	3650		
3212431635	NORMAL	300-15	8.00-15	107.9	237.4	31.81	9.84	808	250	70	5850	4500		
3212431750	QUICK	300-15	8.00-15	108.9	239.5	31.81	9.84	808	250	70	5850	4500		
3212331848	NORMAL NMG	300-15	8.00-15	107.9	237.4	31.81	9.84	808	250	70	5850	4500		
3212331958	QUICK NMG	300-15	8.00-15	108.9	239.5	31.81	9.84	808	250	70	5850	4500		
3212332052	NORMAL NMY	300-15	8.00-15	108.4	238.4	31.81	9.84	808	250	70	5850	4500		
3212332162	QUICK NMY	300-15	8.00-15	109.4	240.6	31.81	9.84	808	250	70	5850	4500		
3212431640	NORMAL	7.00-15	5.50-15	57.5	126.5	28.39	7.28	721	185	55	3545	2725		
3212431755	QUICK	7.00-15	5.50-15	58.5	128.7	28.39	7.28	721	185	55	3545	2725		
3212331858	NORMAL NMG	7.00-15	5.50-15	57.5	126.5	28.39	7.28	721	185	55	3545	2725		
3212331862	NORMAL NMG	7.00-15	6.00-15	57.5	126.5	28.39	7.28	721	185	55	3545	2725		
3212331962	QUICK NMG	7.00-15	5.50-15	58.5	128.7	28.39	7.28	721	185	55	3545	2725		
3212332062	NORMAL NMY	7.00-15	5.50-15	57.8	127.0	28.39	7.28	721	185	55	3545	2725		
3212332064	NORMAL NMY	7.00-15	6.00-15	57.8	127.0	28.39	7.28	721	185	55	3545	2725		
3212332164	QUICK NMY	7.00-15	5.50-15	58.8	129.2	28.39	7.28	721	185	55	3545	2725		
3212431645	NORMAL	7.50-15	6.50-15	71.6	157.5	29.25	7.99	743	203	59	3900	3000		

NMG - NON MARKING GRAY  
NMY - NON MARKING YELLOW



### FERENTINO ECO PLUS

**ECO PLUS**

CODE	PRODUCT NAME (FERENTINO ELTOR EVO FT)	TIRE SIZE	RIM SIZE	TIRE WEIGHT		ACTUAL TIRE		ACTUAL TIRE		WEARABLE HEIGHT	LOAD CAPACITY			
				NORMAL		OVERALL DIAMETER	OVERALL WIDTH	OVERALL DIAMETER	OVERALL WIDTH		COUNTERBALANCE UP TO 25KM/H			
				Kg	Pound	Inch	Inch	mm	mm		mm	mm	Kg	Kg
3212431760	QUICK	7.50-15	6.50-15	72.7	159.9	29.25	7.99	743	203	59	3900	3000		
3212331868	NORMAL NMG	7.50-15	6.50-15	71.6	157.5	29.25	7.99	743	203	59	3900	3000		
3212331966	QUICK NMG	7.50-15	6.50-15	72.7	159.9	29.25	7.99	743	203	59	3900	3000		
3212332072	NORMAL NMY	7.50-15	6.50-15	71.9	158.2	29.25	7.99	743	203	59	3900	3000		
3212332168	QUICK NMY	7.50-15	6.50-15	73.0	160.6	29.25	7.99	743	203	59	3900	3000		
3212431650	NORMAL	8.25-15	6.50-15	89.5	196.9	31.65	7.99	804	203	69	4750	3650		
3212431765	QUICK	8.25-15	6.50-15	90.5	199.1	31.65	7.99	804	203	69	4750	3650		
3212331874	NORMAL NMG	8.25-15	6.50-15	89.5	196.9	31.65	7.99	804	203	69	4750	3650		
3212331972	QUICK NMG	8.25-15	6.50-15	90.5	199.1	31.65	7.99	804	203	69	4750	3650		
3212332076	NORMAL NMY	8.25-15	6.50-15	89.9	197.7	31.65	7.99	804	203	69	4750	3650		
3212332174	QUICK NMY	8.25-15	6.50-15	90.9	199.9	31.65	7.99	804	203	69	4750	3650		
3212431655	NORMAL	10.00-20	7.50-20	168.2	370.0	39.76	10.00	1010	254	82	6000	5000		
3212331886	NORMAL NMG	10.00-20	7.50-20	168.2	370.0	39.76	10.00	1010	254	82	6000	5000		
3212332088	NORMAL NMY	10.00-20	7.50-20	168.9	371.6	39.76	10.00	1010	254	82	6000	5000		
3212431660	NORMAL	10.00-20	8.00-20	169.2	372.1	39.76	10.00	1010	254	82	6000	5000		
3212331888	NORMAL NMG	10.00-20	8.00-20	169.2	372.1	39.76	10.00	1010	254	82	6000	5000		
3212332092	NORMAL NMY	10.00-20	8.00-20	169.9	373.7	39.76	10.00	1010	254	82	6000	5000		

NMG - NON MARKING GRAY  
NMY - NON MARKING YELLOW



# FERENTINO ELTOR EVO FT (RIB)

ELTOR EVO FT (RIB)

## FERENTINO ELTOR EVO FT (RIB)

## FERENTINO ELTOR EVO FT (RIB) NON MARKING



**S**  
Special

### Unique lug pattern

- Increased traction and lifetime

### High performance compound

- Low rolling resistance
- Excellent quality to price ratio
- Reduces chunking and cutting

### Perfect bonding

- High quality bonding technology is used to keep the layers intact while working with heavy loads.

# FERENTINO ELTOR EVO FT (RIB)

## ELTOR EVO FT (RIB)

CODE	PRODUCT NAME (FERENTINO ELTOR EVO FT)	TIRE SIZE	RIM SIZE	TIRE WEIGHT		ACTUAL TIRE		ACTUAL TIRE		WEARABLE HEIGHT	LOAD CAPACITY	
				NORMAL		OVERALL DIAMETER	OVERALL WIDTH	OVERALL DIAMETER	OVERALL WIDTH		COUNTERBALANCE UP TO 25KM/H	
				Kg	Pound						Inch	Inch
3212433205	RIB NORMAL	4.00-8 RIB	3.00D-8	10.0	22.0	15.98	4.02	406	102	25	950	730
3212433210	RIB NORMAL	4.00-8 RIB	3.75-8	12.1	26.6	16.02	4.76	407	121	37	1010	775
3212333232	RIB NORMAL NMG	4.00-8 RIB	3.00D-8	10.0	22.0	15.98	4.02	406	102	25	950	730
3212333234	RIB NORMAL NMG	4.00-8 RIB	3.75-8	12.1	26.6	16.02	4.76	407	121	37	1010	775
3212333262	RIB NORMAL NMY	4.00-8 RIB	3.00D-8	10.1	22.1	15.98	4.02	406	102	25	950	730
3212333264	RIB NORMAL NMY	4.00-8 RIB	3.75-8	12.2	26.7	16.02	4.76	407	121	37	1010	775
3212433215	RIB NORMAL	5.00-8 RIB	3.75-8	17.8	39.1	17.76	5.31	451	135	41	1500	1155
3212333236	RIB NORMAL NMG	5.00-8 RIB	3.75-8	17.8	39.1	17.76	5.31	451	135	41	1500	1155
3212333266	RIB NORMAL NMY	5.00-8 RIB	3.75-8	17.9	39.3	17.76	5.31	451	135	41	1500	1155
3212433230	RIB NORMAL	6.00-9 RIB	4.00E-09	25.0	54.9	20.35	5.28	517	134	48	1885	1450
3212333244	RIB NORMAL NMG	6.00-9 RIB	4.00E-09	25.0	54.9	20.35	5.28	517	134	48	1885	1450
3212333274	RIB NORMAL NMY	6.00-9 RIB	4.00E-09	25.1	55.1	20.35	5.28	517	134	48	1885	1450

NMG - NON MARKING GRAY  
NMY - NON MARKING YELLOW



FERENTINO FORZA FT(RIB)

NON MARKING

RIM MOUNTED



Circumferential ribs  
 • High cornering capability and low vibration

Low rolling resistance  
 • Increases battery life and reduces fuel consumption

Excellent tread rubber compound  
 • For long lifespan



FORZA FT (RIB)

CODE	PRODUCT NAME (FERENTINO ELTOR EVO FT)	TIRE SIZE	RIM SIZE	TIRE WEIGHT		ACTUAL TIRE		ACTUAL TIRE		WEARABLE HEIGHT	LOAD CAPACITY	
				NORMAL		OVERALL DIAMETER	OVERALL WIDTH	OVERALL DIAMETER	OVERALL WIDTH		COUNTERBALANCE UP TO 25KM/H	
				Kg	Pound						Inch	Inch
3212413085	RIB NORMAL	4.00-8 RIB	3.00D-8	10.0	22.0	15.98	4.02	406	102	25	950	730
3212413090	RIB NORMAL	4.00-8 RIB	3.75-8	12.1	26.6	16.02	4.76	407	121	37	1010	775
3212313112	RIB NORMAL NMG	4.00-8 RIB	3.00D-8	10.0	22.0	15.98	4.02	406	102	25	950	730
3212313114	RIB NORMAL NMG	4.00-8 RIB	3.75-8	12.1	26.6	16.02	4.76	407	121	37	1010	775
3212313242	RIB NORMAL NMY	4.00-8 RIB	3.00D-8	10.1	22.1	15.98	4.02	406	102	25	950	730
3212313244	RIB NORMAL NMY	4.00-8 RIB	3.75-8	12.2	26.7	16.02	4.76	407	121	37	1010	775
3212413095	RIB NORMAL	5.00-8 RIB	3.75-8	17.8	39.1	17.76	5.31	451	135	41	1500	1155
3212313116	RIB NORMAL NMG	5.00-8 RIB	3.75-8	17.8	39.1	17.76	5.31	451	135	41	1500	1155
3212313246	RIB NORMAL NMY	5.00-8 RIB	3.75-8	17.9	39.3	17.76	5.31	451	135	41	1500	1155
3212413110	RIB NORMAL	6.00-9 RIB	4.00E-09	25.0	54.9	20.35	5.28	517	134	48	1885	1450
3212313124	RIB NORMAL NMG	6.00-9 RIB	4.00E-09	25.0	54.9	20.35	5.28	517	134	48	1885	1450
3212313254	RIB NORMAL NMY	6.00-9 RIB	4.00E-09	25.1	55.1	20.35	5.28	517	134	48	1885	1450

NMG - NON MARKING GRAY  
 NMY - NON MARKING YELLOW



FERENTINO SKS

NON MARKING

SKS SMOOTH

RIM MOUNTED SKS



**SKS SMOOTH  
NON MARKING  
GRAY  
AVAILABLE**



**S  
special**

- Stepped tread design
  - Provides excellent tread cleanout for improved off-road traction
  - Longest wear
- Reusable wheel
  - Enables tire only replacement and lowers overall cost of ownership
- Optimized conical aperture design
  - Improves ride conformability and reduces aperture cracking
- Smooth, full-width footprint
  - Provides outstanding tread life and excellent stability
- Quick Fit design
  - Eliminates lock & side rings for quicker installation



SKS

CODE	PRODUCT NAME (FERENTINO TLH SOLID AIR)	TIRE SIZE Inch	RIM SIZE mm	PROFILE	TIRE WEIGHT		ACTUAL TIRE		ACTUAL TIRE		LOAD CAPACITY	
					Kg	Pound	OVERALL DIAMETER		OVERALL DIAMETER		COUNTERBALANCE UP TO 25KM/H	
							Inch	Inch	mm	mm	LOAD WHEEL Kg	STEERING WHEEL Kg
4225115750	SKS QUICK APP	31X10-20	7.50	SM	74.0	163.1	30.7	9.3	781	237	4030	3100
4225115770	SKS NORMAL APP	31X10-20	7.50	SM	72.5	159.8	30.7	9.3	781	237	4030	3100
4225615750	SKS QUICK NON-APP	31X10-20	7.50	SM	75.9	167.3	30.7	9.3	781	237	4030	3100
4225615770	SKS NORMAL NON-APP	31X10-20	7.50	SM	74.9	165.1	30.7	9.3	781	237	4030	3100
K425115750	SKS QUICK APP	31X10-20	7.50	SM WITH RIM ASSEMBLY	123.0	271.2	30.7	9.3	781	237	4030	3100
K425115770	SKS NORMAL APP	31X10-20	7.50	SM WITH RIM ASSEMBLY	121.5	267.9	30.7	9.3	781	237	4030	3100
K425615750	SKS QUICK NON-APP	31X10-20	7.50	SM WITH RIM ASSEMBLY	121.9	268.7	30.7	9.3	781	237	4030	3100
K425615770	SKS NORMAL NON-APP	31X10-20	7.50	SM WITH RIM ASSEMBLY	120.9	266.5	30.7	9.3	781	237	4030	3100
4225117760	SKS QUICK APP NMG	31X10-20	7.50	SM	76.9	169.4	30.7	9.3	781	237	4030	3100
4225117780	SKS NORMAL APP NMG	31X10-20	7.50	SM	75.4	166.1	30.7	9.3	781	237	4030	3100
4225617760	SKS QUICK NON-APP NMG	31X10-20	7.50	SM	78.1	172.1	30.7	9.3	781	237	4030	3100
4225617780	SKS NORMAL NON-APP NMG	31X10-20	7.50	SM	76.6	168.8	30.7	9.3	781	237	4030	3100
K425117760	SKS QUICK APP NMG	31X10-20	7.50	SM WITH RIM ASSEMBLY	125.9	277.5	30.7	9.3	781	237	4030	3100
K425117780	SKS NORMAL APP NMG	31X10-20	7.50	SM WITH RIM ASSEMBLY	124.4	274.1	30.7	9.3	781	237	4030	3100
K425617760	SKS QUICK NON-APP NMG	31X10-20	7.50	SM WITH RIM ASSEMBLY	120.3	265.2	30.7	9.3	781	237	4030	3100
K425617780	SKS NORMAL NON-APP NMG	31X10-20	7.50	SM WITH RIM ASSEMBLY	127.0	279.9	30.7	9.3	781	237	4030	3100
4225115760	SKS QUICK APP NMY	31X10-20	7.50	SM	76.9	169.4	30.7	9.3	781	237	4030	3100
4225115780	SKS NORMAL APP NMY	31X10-20	7.50	SM	75.4	166.1	30.7	9.3	781	237	4030	3100
4225615760	SKS QUICK NON-APP NMY	31X10-20	7.50	SM	78.1	172.1	30.7	9.3	781	237	4030	3100
4225615780	SKS NORMAL NON-APP NMY	31X10-20	7.50	SM	76.6	168.8	30.7	9.3	781	237	4030	3100
K425115760	SKS QUICK APP NMY	31X10-20	7.50	SM WITH RIM ASSEMBLY	125.9	277.5	30.7	9.3	781	237	4030	3100
K425115780	SKS NORMAL APP NMY	31X10-20	7.50	SM WITH RIM ASSEMBLY	124.4	274.1	30.7	9.3	781	237	4030	3100
K425615760	SKS QUICK NON-APP NMY	31X10-20	7.50	SM WITH RIM ASSEMBLY	120.3	265.2	30.7	9.3	781	237	4030	3100
K425615780	SKS NORMAL NON-APP NMY	31X10-20	7.50	SM WITH RIM ASSEMBLY	127.0	279.9	30.7	9.3	781	237	4030	3100
422511575L	SKS QUICK APP	31X10-20	7.5	TR LEFT/SX	67.5	148.8	30.7	9.3	781	237	4030	3100
422511577L	SKS NORMAL APP	31X10-20	7.5	TR LEFT/SX	63.0	138.9	30.7	9.3	781	237	4030	3100
422561575L	SKS QUICK NON-APP	31X10-20	7.5	TR LEFT/SX	67.6	149.0	30.7	9.3	781	237	4030	3100
422561577L	SKS NORMAL NON-APP	31X10-20	7.5	TR LEFT/SX	66.6	146.8	30.7	9.3	781	237	4030	3100
K42512075L	SKS QUICK APP	31X10-20	7.5	TR LEFT/SX WITH RIM ASSEMBLY	115.2	254.0	30.7	9.3	781	237	4030	3100
K42512077L	SKS NORMAL APP	31X10-20	7.5	TR LEFT/SX WITH RIM ASSEMBLY	112.0	246.9	30.7	9.3	781	237	4030	3100
K42561575L	SKS QUICK NON-APP	31X10-20	7.5	TR LEFT/SX WITH RIM ASSEMBLY	118.0	260.1	30.7	9.3	781	237	4030	3100
K42561577L	SKS NORMAL NON-APP	31X10-20	7.5	TR LEFT/SX WITH RIM ASSEMBLY	117.0	257.9	30.7	9.3	781	237	4030	3100
422511776L	SKS QUICK APP NMG	31X10-20	7.5	TR LEFT/SX	68.2	150.4	30.7	9.3	781	237	4030	3100
422511778L	SKS NORMAL APP NMG	31X10-20	7.5	TR LEFT/SX	65.0	143.3	30.7	9.3	781	237	4030	3100
422561776L	SKS QUICK NON-APP NMG	31X10-20	7.5	TR LEFT/SX	69.4	153.0	30.7	9.3	781	237	4030	3100
422561778L	SKS NORMAL NON-APP NMG	31X10-20	7.5	TR LEFT/SX	68.2	150.4	30.7	9.3	781	237	4030	3100
K42512176L	SKS QUICK APP NMG	31X10-20	7.5	TR LEFT/SX WITH RIM ASSEMBLY	117.2	258.4	30.7	9.3	781	237	4030	3100
K42512178L	SKS NORMAL APP NMG	31X10-20	7.5	TR LEFT/SX WITH RIM ASSEMBLY	114.0	251.3	30.7	9.3	781	237	4030	3100
K42561776L	SKS QUICK NON-APP NMG	31X10-20	7.5	TR LEFT/SX WITH RIM ASSEMBLY	113.2	249.5	30.7	9.3	781	237	4030	3100
K42561778L	SKS NORMAL NON-APP NMG	31X10-20	7.5	TR LEFT/SX WITH RIM ASSEMBLY	116.6	257.1	30.7	9.3	781	237	4030	3100
422511576L	SKS QUICK APP NMY	31X10-20	7.5	TR LEFT/SX	68.5	151.0	30.7	9.3	781	237	4030	3100
422511578L	SKS NORMAL APP NMY	31X10-20	7.5	TR LEFT/SX	65.0	143.3	30.7	9.3	781	237	4030	3100
422561576L	SKS QUICK NON-APP NMY	31X10-20	7.50	TR LEFT/SX	69.4	153.0	30.7	9.3	781	237	4030	3100
422561578L	SKS NORMAL NON-APP NMY	31X10-20	7.50	TR LEFT/SX	66.2	145.9	30.7	9.3	781	237	4030	3100
K42512076L	SKS QUICK APP NMY	31X10-20	7.50	TR LEFT/SX WITH RIM ASSEMBLY	117.2	258.4	30.7	9.3	781	237	4030	3100
K42512078L	SKS NORMAL APP NMY	31X10-20	7.50	TR LEFT/SX WITH RIM ASSEMBLY	114.0	251.3	30.7	9.3	781	237	4030	3100
K42561576L	SKS QUICK NON-APP NMY	31X10-20	7.50	TR LEFT/SX WITH RIM ASSEMBLY	113.2	249.5	30.7	9.3	781	237	4030	3100
K42561578L	SKS NORMAL NON-APP NMY	31X10-20	7.50	TR LEFT/SX WITH RIM ASSEMBLY	116.6	257.1	30.7	9.3	781	237	4030	3100
422511575R	SKS QUICK APP	31X10-20	7.5	TR RIGHT/DX	67.5	148.8	30.7	9.3	781	237	4030	3100
422511577R	SKS NORMAL APP	31X10-20	7.5	TR RIGHT/DX	63.0	138.9	30.7	9.3	781	237	4030	3100
422561575R	SKS QUICK NON-APP	31X10-20	7.5	TR RIGHT/DX	67.6	149.0	30.7	9.3	781	237	4030	3100
422561577R	SKS NORMAL NON-APP	31X10-20	7.5	TR RIGHT/DX	66.6	146.8	30.7	9.3	781	237	4030	3100
K42512075R	SKS QUICK APP	31X10-20	7.5	TR RIGHT/DX WITH RIM ASSEMBLY	115.2	254.0	30.7	9.3	781	237	4030	3100
K42512077R	SKS NORMAL APP	31X10-20	7.5	TR RIGHT/DX WITH RIM ASSEMBLY	112.0	246.9	30.7	9.3	781	237	4030	3100
K42561575R	SKS QUICK NON-APP	31X10-20	7.5	TR RIGHT/DX WITH RIM ASSEMBLY	118.0	260.1	30.7	9.3	781	237	4030	3100
K42561577R	SKS NORMAL NON-APP	31X10-20	7.5	TR RIGHT/DX WITH RIM ASSEMBLY	117.0	257.9	30.7	9.3	781	237	4030	3100

NMG - NON MARKING GRAY  
NMY - NON MARKING YELLOW





## FERENTINO SKS

SKS

CODE	PRODUCT NAME (FERENTINO TLH SOLID AIR)	TIRE SIZE Inch	RIM SIZE mm	PROFILE	TIRE WEIGHT		ACTUAL TIRE		ACTUAL TIRE		LOAD CAPACITY	
					Kg	Pound	Inch	Inch	mm	mm	COUNTERBALANCE UP TO 25KM/H	
											LOAD WHEEL Kg	STEERING WHEEL Kg
422511776R	SKS QUICK APP NMG	31X10-20	7.5	TR RIGHT/DX	68.2	150.4	30.7	9.3	781	237	4030	3100
422511778R	SKS NORMAL APP NMG	31X10-20	7.5	TR RIGHT/DX	65.0	143.3	30.7	9.3	781	237	4030	3100
422561776R	SKS QUICK NON-APP NMG	31X10-20	7.5	TR RIGHT/DX	69.4	153.0	30.7	9.3	781	237	4030	3100
422561778R	SKS NORMAL NON-APP NMG	31X10-20	7.5	TR RIGHT/DX	68.2	150.4	30.7	9.3	781	237	4030	3100
K42512176R	SKS QUICK APP NMG	31X10-20	7.5	TR RIGHT/DX WITH RIM ASSEMBLY	117.2	258.4	30.7	9.3	781	237	4030	3100
K42512178R	SKS NORMAL APP NMG	31X10-20	7.5	TR RIGHT/DX WITH RIM ASSEMBLY	114.0	251.3	30.7	9.3	781	237	4030	3100
K42561776R	SKS QUICK NON-APP NMG	31X10-20	7.5	TR RIGHT/DX WITH RIM ASSEMBLY	113.2	249.5	30.7	9.3	781	237	4030	3100
K42561778R	SKS NORMAL NON-APP NMG	31X10-20	7.5	TR RIGHT/DX WITH RIM ASSEMBLY	116.6	257.1	30.7	9.3	781	237	4030	3100
422511576R	SKS QUICK APP NMY	31X10-20	7.5	TR RIGHT/DX	68.5	151.0	30.7	9.3	781	237	4030	3100
422511578R	SKS NORMAL APP NMY	31X10-20	7.5	TR RIGHT/DX	65.0	143.3	30.7	9.3	781	237	4030	3100
422561576R	SKS QUICK NON-APP NMY	31X10-20	7.5	TR RIGHT/DX	69.4	153.0	30.7	9.3	781	237	4030	3100
422561578R	SKS NORMAL NON-APP NMY	31X10-20	7.5	TR RIGHT/DX	66.2	145.9	30.7	9.3	781	237	4030	3100
K42512076R	SKS QUICK APP NMY	31X10-20	7.5	TR RIGHT/DX WITH RIM ASSEMBLY	117.2	258.4	30.7	9.3	781	237	4030	3100
K42512078R	SKS NORMAL APP NMY	31X10-20	7.5	TR RIGHT/DX WITH RIM ASSEMBLY	114.0	251.3	30.7	9.3	781	237	4030	3100
K42561576R	SKS QUICK NON-APP NMY	31X10-20	7.5	TR RIGHT/DX WITH RIM ASSEMBLY	113.2	249.5	30.7	9.3	781	237	4030	3100
K42561578R	SKS NORMAL NON-APP NMY	31X10-20	7.5	TR RIGHT/DX WITH RIM ASSEMBLY	116.6	257.1	30.7	9.3	781	237	4030	3100
4225115800	SKS QUICK APP	33X12-20	7.5	SM	104.0	229.3	32.7	11.3	831	287	5200	4000
4225115820	SKS NORMAL APP	33X12-20	7.5	SM	102.5	226.0	32.7	11.3	831	287	5200	4000
4225615800	SKS QUICK NON-APP	33X12-20	7.5	SM	103.8	228.8	32.7	11.3	831	287	5200	4000
4225615820	SKS NORMAL NON-APP	33X12-20	7.5	SM	102.3	225.5	32.7	11.3	831	287	5200	4000
K425115800	SKS QUICK APP	33X12-20	7.5	SM WITH RIM ASSEMBLY	153.0	337.3	32.7	11.3	831	287	5200	4000
K425115820	SKS NORMAL APP	33X12-20	7.5	SM WITH RIM ASSEMBLY	151.5	334.0	32.7	11.3	831	287	5200	4000
K425615800	SKS QUICK NON-APP	33X12-20	7.5	SM WITH RIM ASSEMBLY	147.6	325.3	32.7	11.3	831	287	5200	4000
K425615820	SKS NORMAL NON-APP	33X12-20	7.5	SM WITH RIM ASSEMBLY	146.5	323.0	32.7	11.3	831	287	5200	4000
4225117810	SKS QUICK APP NMG	33X12-20	7.5	SM	106.9	235.6	32.7	11.3	831	287	5200	4000
4225117830	SKS NORMAL APP NMG	33X12-20	7.5	SM	105.4	232.3	32.7	11.3	831	287	5200	4000
4225617810	SKS QUICK NON-APP NMG	33X12-20	7.5	SM	109.2	240.6	32.7	11.3	831	287	5200	4000
4225617830	SKS NORMAL NON-APP NMG	33X12-20	7.5	SM	107.7	237.3	32.7	11.3	831	287	5200	4000
K425117810	SKS QUICK APP NMG	33X12-20	7.5	SM WITH RIM ASSEMBLY	155.9	343.6	32.7	11.3	831	287	5200	4000
K425117830	SKS NORMAL APP NMG	33X12-20	7.5	SM WITH RIM ASSEMBLY	154.4	340.3	32.7	11.3	831	287	5200	4000
K425617810	SKS QUICK NON-APP NMG	33X12-20	7.5	SM WITH RIM ASSEMBLY	152.9	337.1	32.7	11.3	831	287	5200	4000
K425617830	SKS NORMAL NON-APP NMG	33X12-20	7.5	SM WITH RIM ASSEMBLY	158.1	348.4	32.7	11.3	831	287	5200	4000
4225115810	SKS QUICK APP NMY	33X12-20	7.5	SM	106.9	235.6	32.7	11.3	831	287	5200	4000
4225115830	SKS NORMAL APP NMY	33X12-20	7.5	SM	105.4	232.3	32.7	11.3	831	287	5200	4000
4225615810	SKS QUICK NON-APP NMY	33X12-20	7.5	SM	109.2	240.6	32.7	11.3	831	287	5200	4000
4225615830	SKS NORMAL NON-APP NMY	33X12-20	7.5	SM	107.7	237.3	32.7	11.3	831	287	5200	4000
K425115810	SKS QUICK APP NMY	33X12-20	7.5	SM WITH RIM ASSEMBLY	155.9	343.6	32.7	11.3	831	287	5200	4000
K425115830	SKS NORMAL APP NMY	33X12-20	7.5	SM WITH RIM ASSEMBLY	154.4	340.3	32.7	11.3	831	287	5200	4000
K425615810	SKS QUICK NON-APP NMY	33X12-20	7.5	SM WITH RIM ASSEMBLY	152.9	337.1	32.7	11.3	831	287	5200	4000
K425615830	SKS NORMAL NON-APP NMY	33X12-20	7.5	SM WITH RIM ASSEMBLY	158.1	348.4	32.7	11.3	831	287	5200	4000
422511580L	SKS QUICK APP	33X12-20	7.5	TR LEFT/SX	93.1	205.3	32.7	11.3	831	287	5200	4000
422511582L	SKS NORMAL APP	33X12-20	7.5	TR LEFT/SX	93.1	205.3	32.7	11.3	831	287	5200	4000
422561580L	SKS QUICK NON-APP TR	33X12-20	7.5	TR LEFT/SX	98.1	216.3	32.7	11.3	831	287	5200	4000
422561582L	SKS NORMAL NON-APP	33X12-20	7.5	TR LEFT/SX	97.0	213.8	32.7	11.3	831	287	5200	4000
K42512080L	SKS QUICK APP	33X12-20	7.5	TR LEFT/SX WITH RIM ASSEMBLY	145.3	320.3	32.7	11.3	831	287	5200	4000
K42512082L	SKS NORMAL APP	33X12-20	7.5	TR LEFT/SX WITH RIM ASSEMBLY	142.1	313.3	32.7	11.3	831	287	5200	4000
K42561580L	SKS QUICK NON-APP TR	33X12-20	7.5	TR LEFT/SX WITH RIM ASSEMBLY	141.9	312.7	32.7	11.3	831	287	5200	4000
K42561582L	SKS NORMAL NON-APP	33X12-20	7.5	TR LEFT/SX WITH RIM ASSEMBLY	147.4	325.0	32.7	11.3	831	287	5200	4000
422511781L	SKS QUICK APP NMG	33X12-20	7.5	TR LEFT/SX	98.3	216.7	32.7	11.3	831	287	5200	4000
422511783L	SKS NORMAL APP NMG	33X12-20	7.5	TR LEFT/SX	96.0	211.5	32.7	11.3	831	287	5200	4000
422561781L	SKS QUICK NON-APP TR NMG	33X12-20	7.5	TR LEFT/SX	100.6	221.8	32.7	11.3	831	287	5200	4000
422561783L	SKS NORMAL NON-APP NMG	33X12-20	7.5	TR LEFT/SX	98.3	216.6	32.7	11.3	831	287	5200	4000
K42512181L	SKS QUICK APP NMG	33X12-20	7.5	TR LEFT/SX WITH RIM ASSEMBLY	147.3	324.7	32.7	11.3	831	287	5200	4000
K42512183L	SKS NORMAL APP NMG	33X12-20	7.5	TR LEFT/SX WITH RIM ASSEMBLY	145.0	319.6	32.7	11.3	831	287	5200	4000
K42561781L	SKS QUICK NON-APP TR NMG	33X12-20	7.5	TR LEFT/SX WITH RIM ASSEMBLY	144.4	318.2	32.7	11.3	831	287	5200	4000
K42561783L	SKS NORMAL NON-APP NMG	33X12-20	7.5	TR LEFT/SX WITH RIM ASSEMBLY	148.7	327.7	32.7	11.3	831	287	5200	4000



## FERENTINO SKS

SKS

CODE	PRODUCT NAME (FERENTINO TLH SOLID AIR)	TIRE SIZE Inch	RIM SIZE mm	PROFILE	TIRE WEIGHT		ACTUAL TIRE		ACTUAL TIRE		LOAD CAPACITY	
					Kg	Pound	Inch	Inch	mm	mm	COUNTERBALANCE UP TO 25KM/H	
											LOAD WHEEL Kg	STEERING WHEEL Kg
422511581L	SKS QUICK APP NMY	33X12-20	7.5	TR LEFT/SX	93.2	205.5	32.7	11.3	831	287	5200	4000
422511583L	SKS NORMAL APP NMY	33X12-20	7.5	TR LEFT/SX	96.0	211.5	32.7	11.3	831	287	5200	4000
422561581L	SKS QUICK NON-APP TR NMY	33X12-20	7.5	TR LEFT/SX	100.6	221.8	32.7	11.3	831	287	5200	4000
422561583L	SKS NORMAL NON-APP NMY	33X12-20	7.5	TR LEFT/SX	98.3	216.6	32.7	11.3	831	287	5200	4000
K42512081L	SKS QUICK APP NMY	33X12-20	7.5	TR LEFT/SX WITH RIM ASSEMBLY	147.3	324.7	32.7	11.3	831	287	5200	4000
K42512083L	SKS NORMAL APP NMY	33X12-20	7.5	TR LEFT/SX WITH RIM ASSEMBLY	145.0	319.6	32.7	11.3	831	287	5200	4000
K42561581L	SKS QUICK NON-APP TR NMY	33X12-20	7.5	TR LEFT/SX WITH RIM ASSEMBLY	144.4	318.2	32.7	11.3	831	287	5200	4000
K42561583L	SKS NORMAL NON-APP NMY	33X12-20	7.5	TR LEFT/SX WITH RIM ASSEMBLY	148.7	327.7	32.7	11.3	831	287	5200	4000
422511580R	SKS QUICK APP	33X12-20	7.5	TR RIGHT/DX	93.1	205.3	32.7	11.3	831	287	5200	4000
422511582R	SKS NORMAL APP	33X12-20	7.5	TR RIGHT/DX	93.1	205.3	32.7	11.3	831	287	5200	4000
422561580R	SKS QUICK NON-APP TR	33X12-20	7.5	TR RIGHT/DX	98.1	216.3	32.7	11.3	831	287	5200	4000
422561582R	SKS NORMAL NON-APP	33X12-20	7.5	TR RIGHT/DX	97.0	213.8	32.7	11.3	831	287	5200	4000
K42512080R	SKS QUICK APP	33X12-20	7.5	TR RIGHT/DX WITH RIM ASSEMBLY	145.3	320.3	32.7	11.3	831	287	5200	4000
K42512082R	SKS NORMAL APP	33X12-20	7.5	TR RIGHT/DX WITH RIM ASSEMBLY	142.1	313.3	32.7	11.3	831	287	5200	4000
K42561580R	SKS QUICK NON-APP TR	33X12-20	7.5	TR RIGHT/DX WITH RIM ASSEMBLY	141.9	312.7	32.7	11.3	831	287	5200	4000
K42561582R	SKS NORMAL NON-APP	33X12-20	7.5	TR RIGHT/DX WITH RIM ASSEMBLY	147.4	325.0	32.7	11.3	831	287	5200	4000
422511781R	SKS QUICK APP NMG	33X12-20	7.5	TR RIGHT/DX	98.3	216.7	32.7	11.3	831	287	5200	4000
422511783R	SKS NORMAL APP NMG	33X12-20	7.5	TR RIGHT/DX	96.0	211.5	32.7	11.3	831	287	5200	4000
422561781R	SKS QUICK NON-APP TR NMG	33X12-20	7.5	TR RIGHT/DX	100.6	221.8	32.7	11.3	831	287	5200	4000
422561783R	SKS NORMAL NON-APP NMG	33X12-20	7.5	TR RIGHT/DX	98.3	216.6	32.7	11.3	831	287	5200	4000
K42512181R	SKS QUICK APP NMG	33X12-20	7.5	TR RIGHT/DX WITH RIM ASSEMBLY	147.3	324.7	32.7	11.3	831	287	5200	4000
K42512183R	SKS NORMAL APP NMG	33X12-20	7.5	TR RIGHT/DX WITH RIM ASSEMBLY	145.0	319.6	32.7	11.3	831	287	5200	4000
K42561781R	SKS QUICK NON-APP TR NMG	33X12-20	7.5	TR RIGHT/DX WITH RIM ASSEMBLY	144.4	318.2	32.7	11.3	831	287	5200	4000
K42561783R	SKS NORMAL NON-APP NMG	33X12-20	7.5	TR RIGHT/DX WITH RIM ASSEMBLY	148.7	327.7	32.7	11.3	831	287	5200	4000
422511581R	SKS QUICK APP NMY	33X12-20	7.5	TR RIGHT/DX	93.2	205.5	32.7	11.3	831	287	5200	4000
422511583R	SKS NORMAL APP NMY	33X12-20	7.5	TR RIGHT/DX	96.0	211.5	32.7	11.3	831	287	5200	4000
422561581R	SKS QUICK NON-APP TR NMY	33X12-20	7.5	TR RIGHT/DX	100.6	221.8	32.7	11.3	831	287	5200	4000
422561583R	SKS NORMAL NON-APP NMY	33X12-20	7.5	TR RIGHT/DX	98.3	216.6	32.7	11.3	831	287	5200	4000
K42512081R	SKS QUICK APP NMY	33X12-20	7.5	TR RIGHT/DX WITH RIM ASSEMBLY	147.3	324.7	32.7	11.3	831	287	5200	



## FERENTINO SKS

SKS

CODE	PRODUCT NAME (FERENTINO TLH SOLID AIR)	TIRE SIZE Inch	RIM SIZE mm	PROFILE	TIRE WEIGHT		ACTUAL TIRE		ACTUAL TIRE		LOAD CAPACITY	
					NORMAL		OVERALL DIAMETER		OVERALL DIAMETER		COUNTERBALANCE UP TO 25KM/H	
					Kg	Pound	Inch	Inch	mm	mm	LOAD WHEEL Kg	STEERING WHEEL Kg
422511750L	SKS QUICK APP	36X14-20	7.5	TR LEFT/SX	145.8	321.4	35.8	12.8	909	326	6175	4750
422511760L	SKS NORMAL APP	36X14-20	7.5	TR LEFT/SX	145.3	320.3	35.8	12.8	909	326	6175	4750
422561750L	SKS QUICK NON-APP	36X14-20	7.5	TR LEFT/SX	138.6	305.6	35.8	12.8	909	326	6175	4750
422561760L	SKS NORMAL NON-APP	36X14-20	7.5	TR LEFT/SX	137.2	302.5	35.8	12.8	909	326	6175	4750
K42511750L	SKS QUICK APP	36X14-20	7.5	TR LEFT/SX WITH RIM ASSEMBLY	189.1	416.8	35.8	12.8	909	326	6175	4750
K42511760L	SKS NORMAL APP	36X14-20	7.5	TR LEFT/SX WITH RIM ASSEMBLY	196.0	432.1	35.8	12.8	909	326	6175	4750
K42561750L	SKS QUICK NON-APP	36X14-20	7.5	TR LEFT/SX WITH RIM ASSEMBLY	182.4	402.0	35.8	12.8	909	326	6175	4750
K42561760L	SKS NORMAL NON-APP	36X14-20	7.5	TR LEFT/SX WITH RIM ASSEMBLY	187.6	413.6	35.8	12.8	909	326	6175	4750
422511752L	SKS QUICK APP NMG	36X14-20	7.5	TR LEFT/SX	149.1	328.8	35.8	12.8	909	326	6175	4750
422511762L	SKS NORMAL APP NMG	36X14-20	7.5	TR LEFT/SX	149.7	329.9	35.8	12.8	909	326	6175	4750
422561752L	SKS QUICK NON-APP NMG	36X14-20	7.5	TR LEFT/SX	152.1	335.4	35.8	12.8	909	326	6175	4750
422561762L	SKS NORMAL NON-APP NMG	36X14-20	7.5	TR LEFT/SX	152.7	336.6	35.8	12.8	909	326	6175	4750
K42511752L	SKS QUICK APP NMG	36X14-20	7.5	TR LEFT/SX WITH RIM ASSEMBLY	192.9	425.2	35.8	12.8	909	326	6175	4750
K42511762L	SKS NORMAL APP NMG	36X14-20	7.5	TR LEFT/SX WITH RIM ASSEMBLY	200.1	441.1	35.8	12.8	909	326	6175	4750
K42561752L	SKS QUICK NON-APP NMG	36X14-20	7.5	TR LEFT/SX WITH RIM ASSEMBLY	195.9	431.9	35.8	12.8	909	326	6175	4750
K42561762L	SKS NORMAL NON-APP NMG	36X14-20	7.5	TR LEFT/SX WITH RIM ASSEMBLY	203.1	447.7	35.8	12.8	909	326	6175	4750
422511751L	SKS QUICK APP NMY	36X14-20	7.5	TR LEFT/SX	149.1	328.8	35.8	12.8	909	326	6175	4750
422511761L	SKS NORMAL APP NMY	36X14-20	7.5	TR LEFT/SX	149.7	329.9	35.8	12.8	909	326	6175	4750
422561751L	SKS QUICK NON-APP NMY	36X14-20	7.5	TR LEFT/SX	152.1	335.4	35.8	12.8	909	326	6175	4750
422561761L	SKS NORMAL NON-APP NMY	36X14-20	7.5	TR LEFT/SX	152.7	336.6	35.8	12.8	909	326	6175	4750
K42511751L	SKS QUICK APP NMY	36X14-20	7.5	TR LEFT/SX WITH RIM ASSEMBLY	192.9	425.2	35.8	12.8	909	326	6175	4750
K42511761L	SKS NORMAL APP NMY	36X14-20	7.5	TR LEFT/SX WITH RIM ASSEMBLY	200.1	441.1	35.8	12.8	909	326	6175	4750
K42561751L	SKS QUICK NON-APP NMY	36X14-20	7.5	TR LEFT/SX WITH RIM ASSEMBLY	195.9	431.9	35.8	12.8	909	326	6175	4750
K42561761L	SKS NORMAL NON-APP NMY	36X14-20	7.5	TR LEFT/SX WITH RIM ASSEMBLY	203.1	447.7	35.8	12.8	909	326	6175	4750
422511750R	SKS QUICK APP	36X14-20	7.5	TR RIGHT/DX	145.8	321.4	35.8	12.8	909	326	6175	4750
422511760R	SKS NORMAL APP	36X14-20	7.5	TR RIGHT/DX	145.3	320.3	35.8	12.8	909	326	6175	4750
422561750R	SKS QUICK NON-APP	36X14-20	7.5	TR RIGHT/DX	138.6	305.6	35.8	12.8	909	326	6175	4750
422561760R	SKS NORMAL NON-APP	36X14-20	7.5	TR RIGHT/DX	137.2	302.5	35.8	12.8	909	326	6175	4750
K42511750R	SKS QUICK APP	36X14-20	7.5	TR RIGHT/DX WITH RIM ASSEMBLY	189.1	416.8	35.8	12.8	909	326	6175	4750
K42511760R	SKS NORMAL APP	36X14-20	7.5	TR RIGHT/DX WITH RIM ASSEMBLY	196.2	432.5	35.8	12.8	909	326	6175	4750
K42561750R	SKS QUICK NON-APP	36X14-20	7.5	TR RIGHT/DX WITH RIM ASSEMBLY	182.4	402.0	35.8	12.8	909	326	6175	4750
K42561760R	SKS NORMAL NON-APP	36X14-20	7.5	TR RIGHT/DX WITH RIM ASSEMBLY	187.6	413.6	35.8	12.8	909	326	6175	4750
422511752R	SKS QUICK APP NMG	36X14-20	7.5	TR RIGHT/DX	149.1	328.8	35.8	12.8	909	326	6175	4750
422511762R	SKS NORMAL APP NMG	36X14-20	7.5	TR RIGHT/DX	149.7	329.9	35.8	12.8	909	326	6175	4750
422561752R	SKS QUICK NON-APP NMG	36X14-20	7.5	TR RIGHT/DX	152.1	335.4	35.8	12.8	909	326	6175	4750
422561762R	SKS NORMAL NON-APP NMG	36X14-20	7.5	TR RIGHT/DX	152.7	336.6	35.8	12.8	909	326	6175	4750
K42511752R	SKS QUICK APP NMG	36X14-20	7.5	TR RIGHT/DX WITH RIM ASSEMBLY	192.9	425.2	35.8	12.8	909	326	6175	4750
K42511762R	SKS NORMAL APP NMG	36X14-20	7.5	TR RIGHT/DX WITH RIM ASSEMBLY	200.1	441.1	35.8	12.8	909	326	6175	4750
K42561752R	SKS QUICK NON-APP NMG	36X14-20	7.5	TR RIGHT/DX WITH RIM ASSEMBLY	195.9	431.9	35.8	12.8	909	326	6175	4750
K42561762R	SKS NORMAL NON-APP NMG	36X14-20	7.5	TR RIGHT/DX WITH RIM ASSEMBLY	203.1	447.7	35.8	12.8	909	326	6175	4750
422511751R	SKS QUICK APP NMY	36X14-20	7.5	TR RIGHT/DX	149.1	328.8	35.8	12.8	909	326	6175	4750
422511761R	SKS NORMAL APP NMY	36X14-20	7.5	TR RIGHT/DX	149.7	329.9	35.8	12.8	909	326	6175	4750
422561751R	SKS QUICK NON-APP NMY	36X14-20	7.5	TR RIGHT/DX	152.1	335.4	35.8	12.8	909	326	6175	4750
422561761R	SKS NORMAL NON-APP NMY	36X14-20	7.5	TR RIGHT/DX	152.7	336.6	35.8	12.8	909	326	6175	4750
K42511751R	SKS QUICK APP NMY	36X14-20	7.5	TR RIGHT/DX WITH RIM ASSEMBLY	192.9	425.2	35.8	12.8	909	326	6175	4750
K42511761R	SKS NORMAL APP NMY	36X14-20	7.5	TR RIGHT/DX WITH RIM ASSEMBLY	200.1	441.1	35.8	12.8	909	326	6175	4750
K42561751R	SKS QUICK NON-APP NMY	36X14-20	7.5	TR RIGHT/DX WITH RIM ASSEMBLY	195.9	431.9	35.8	12.8	909	326	6175	4750
K42561761R	SKS NORMAL NON-APP NMY	36X14-20	7.5	TR RIGHT/DX WITH RIM ASSEMBLY	203.1	447.7	35.8	12.8	909	326	6175	4750



FERENTINO SOLID TLH

FERENTINO SOLID TLH  
NON MARKING



- Massive directional tread depth
- Maximizes off-road traction and durability
  - Provides flat-free operation and ultimate durability

- Stepped tread design
- Enhances cleanout for improved off-road traction

- Triangular aperture design
- Optimizes stability, strength and comfort



**S**  
Special

CODE	PRODUCT NAME (FERENTINO TLH SOLID AIR)	TIRE SIZE	RIM SIZE	TYRE DIMENSIONS			LOAD CAPACITY			
				O.D.(mm)	O.W.(mm)	O.T.D (mm)	STATIC	6 Km/h 4mph	10 Km/h 4mph	25 Km/h 16 mph
3212418220	NORMAL	13.00-24	8.5	1260	310	51	9625	7650	6950	6375
3212418230	QUICK -L	13.00-24	8.5	1260	310	51	9625	7650	6950	6375
3212418240	QUICK -R	13.00-24	8.5	1260	310	51	9625	7650	6950	6375
3212318250	QUICK -L NMG	13.00-24	8.5	1260	310	51	9625	7650	6950	6375
3212318260	QUICK -R NMG	13.00-24	8.5	1260	310	51	9625	7650	6950	6375
3212318270	QUICK -L NMY	13.00-24	8.5	1260	310	51	9625	7650	6950	6375
3212318280	QUICK -R NMY	13.00-24	8.5	1260	310	51	9625	7650	6950	6375
3212418225	NORMAL	14.00-24	8.5	1315	330	61	10645	8460	7685	7050
3212418235	QUICK -L	14.00-24	8.5	1315	330	61	10645	8460	7685	7050
3212418245	QUICK -R	14.00-24	8.5	1315	330	61	10645	8460	7685	7050
3212318255	QUICK -L NMG	14.00-24	8.5	1315	330	61	10645	8460	7685	7050
3212318265	QUICK -R NMG	14.00-24	8.5	1315	330	61	10645	8460	7685	7050
3212318275	QUICK -L NMY	14.00-24	8.5	1315	330	61	10645	8460	7685	7050
3212318285	QUICK -R NMY	14.00-24	8.5	1315	330	61	10645	8460	7685	7050

NMG - NON MARKING GRAY  
NMY - NON MARKING YELLOW



FORZA FT POB

FERENTINO FORZA FT POB

FERENTINO FORZA FT POB  
NON MARKING

FORZA FT POB



Unique lug pattern  
• Increased traction and lifetime

High performance compound  
• Low rolling resistance  
• Excellent quality to price ratio  
• Reduces chunking and cutting

Perfect bonding  
• High quality bonding technology is used to keep the layers intact while working with heavy loads.



NM  
non marking

CODE	PRODUCT NAME (FERENTINO TLH SOLID AIR)	TIRE SIZE Inch	TIRE SIZE mm	TIRE WEIGHT		ACTUAL TIRE			ACTUAL TIRE			LOAD CAPACITY					
				NORMAL	OVERALL DIAMETER	OVERALL DIAMETER	REPLACEMENT OVERALL DIAMETER	OVERALL DIAMETER	OVERALL WIDTH	REPLACEMENT OVERALL DIAMETER	COUNTERBALANCED LIFT TRUCKS						
											Kg	Pound	Inch	Inch	Inch	mm	mm
				LOAD WHEEL	STEERING WHEEL	LOAD WHEEL	STEERING WHEEL	LOAD WHEEL	STEERING WHEEL								
3412425360	HT	13 1/2 X 5 1/2 X 8	343X139X203.2	12.1	26.7	13.5	5.5	11.85	343	140	301	1510	1240	1345	1130	1095	895
3412325885	HT NMG	13 1/2 X 5 1/2 X 8	343X139X203.2	12.1	26.7	13.5	5.5	11.85	343	140	301	1510	1240	1345	1130	1095	895
3412326410	HT NMY	13 1/2 X 5 1/2 X 8	343X139X203.2	12.2	26.8	13.5	5.5	11.85	343	140	301	1510	1240	1345	1130	1095	895
3412425380	HT	16 x 5 x 10 1/2	406x127x266.7	13.5	29.7	16.0	5.0	14.45	406	127	367	1510	1240	1345	1130	1095	895
3412325905	HT NMG	16 x 5 x 10 1/2	406x127x266.7	13.5	29.7	16.0	5.0	14.45	406	127	367	1510	1240	1345	1130	1095	895
3412326430	HT NMY	16 x 5 x 10 1/2	406x127x266.7	13.6	29.9	16.0	5.0	14.45	406	127	367	1510	1240	1345	1130	1095	895
3412425385	HT	16 X 6 X 10 1/2	406x152x266.7	17.7	39.0	16.0	6.0	14.45	406	152	367	1910	1570	1710	1435	1390	1140
3412325910	HT NMG	16 X 6 X 10 1/2	406x152x266.7	17.7	39.0	16.0	6.0	14.45	406	152	367	1910	1570	1710	1435	1390	1140
3412326435	HT NMY	16 X 6 X 10 1/2	406x152x266.7	17.8	39.2	16.0	6.0	14.45	406	152	367	1910	1570	1710	1435	1390	1140
3412425390	HT	16 X 7 X 10 1/2	406x178x266.7	20.5	45.1	16.2	7.0	14.49	411	178	368	2325	1910	2070	1740	1685	1380
3412325915	HT NMG	16 X 7 X 10 1/2	406x178x266.7	20.5	45.1	16.2	7.0	14.49	411	178	368	2325	1910	2070	1740	1685	1380
3412326440	HT NMY	16 X 7 X 10 1/2	406x178x266.7	20.6	45.3	16.2	7.0	14.49	411	178	368	2325	1910	2070	1740	1685	1380
3412425405	HT	16 1/4 X 6 X 11 1/4	413x152x285.8	16.5	36.3	16.2	6.0	14.69	412	152	373	1920	1580	1715	1440	1395	1140
3412325930	HT NMG	16 1/4 X 6 X 11 1/4	413x152x285.8	16.5	36.3	16.2	6.0	14.69	412	152	373	1920	1580	1715	1440	1395	1140
3412326455	HT NMY	16 1/4 X 6 X 11 1/4	413x152x285.8	16.6	36.5	16.2	6.0	14.69	412	152	373	1920	1580	1715	1440	1395	1140
3412425410	HT	16 1/4 X 7 X 11 1/4	413x178x285.8	19.5	42.9	16.3	7.0	14.80	415	178	376	2325	1900	2060	1735	1680	1380
3412325935	HT NMG	16 1/4 X 7 X 11 1/4	413x178x285.8	19.5	42.9	16.3	7.0	14.80	415	178	376	2325	1900	2060	1735	1680	1380
3412326460	HT NMY	16 1/4 X 7 X 11 1/4	413x178x285.8	19.6	43.1	16.3	7.0	14.80	415	178	376	2325	1900	2060	1735	1680	1380
3412425425	HT	18 X 6 X 12 1/8	457x152x308	19.2	42.2	18.0	6.0	16.34	457	152	415	2100	1720	1870	1575	1525	1250
3412325950	HT NMG	18 X 6 X 12 1/8	457x152x308	19.2	42.2	18.0	6.0	16.34	457	152	415	2100	1720	1870	1575	1525	1250
3412326475	HT NMY	18 X 6 X 12 1/8	457x152x308	19.3	42.4	18.0	6.0	16.34	457	152	415	2100	1720	1870	1575	1525	1250
3412425430	HT	18 X 7 X 12 1/8	457x178x308	24.4	53.7	18.0	7.0	16.34	457	178	415	2550	2100	2280	1910	1855	1520
3412325955	HT NMG	18 X 7 X 12 1/8	457x178x308	24.4	53.7	18.0	7.0	16.34	457	178	415	2550	2100	2280	1910	1855	1520
3412326480	HT NMY	18 X 7 X 12 1/8	457x178x308	24.5	54.0	18.0	7.0	16.34	457	178	415	2550	2100	2280	1910	1855	1520
3412425435	HT	18 X 8 X 12 1/8	457x203x308	26.5	58.3	18.0	8.0	16.34	457	203	415	3000	2475	2680	2250	2180	1790
3412325960	HT NMG	18 X 8 X 12 1/8	457x203x308	26.5	58.3	18.0	8.0	16.34	457	203	415	3000	2475	2680	2250	2180	1790
3412326485	HT NMY	18 X 8 X 12 1/8	457x203x308	26.7	58.6	18.0	8.0	16.34	457	203	415	3000	2475	2680	2250	2180	1790
3412425450	HT	21 X 7 X 15	533x178x381	28.2	62.1	21.0	7.0	19.17	533	178	487	2875	2350	2560	2150	2085	1710
3412325975	HT NMG	21 X 7 X 15	533x178x381	28.2	62.1	21.0	7.0	19.17	533	178	487	2875	2350	2560	2150	2085	1710
3412326500	HT NMY	21 X 7 X 15	533x178x381	28.4	62.4	21.0	7.0	19.17	533	178	487	2875	2350	2560	2150	2085	1710
3412425455	HT	21 X 8 X 15	533x203x381	33.1	72.9	21.0	8.0	19.17	533	203	487	3375	2775	3025	2540	2455	2015
3412325980	HT NMG	21 X 8 X 15	533x203x381	33.1	72.9	21.0	8.0	19.17	533	203	487	3375	2775	3025	2540	2455	2015
3412326505	HT NMY	21 X 8 X 15	533x203x381	33.3	73.2	21.0	8.0	19.17	533	203	487	3375	2775	3025	2540	2455	2015
3412425460	HT	21 X 9 X 15	533x228x381	37.0	81.4	21.0	9.0	19.29	534	229	490	3900	3200	3475	2920	2830	2320
3412325985	HT NMG	21 X 9 X 15	533x228x381	37.0	81.4	21.0	9.0	19.29	534	229	490	3900	3200	3475	2920	2830	2320
3412326510	HT NMY	21 X 9 X 15	533x228x381	37.2	81.8	21.0	9.0	19.29	534	229	490	3900	3200	3475	2920	2830	2320
3412425480	HT	22 X 8 X 16	559x203x406.4	35.6	78.4	22.0	8.0	20.31	559	203	516	3500	2875	3130	2625	2545	2085
3412326005	HT NMG	22 X 8 X 16	559x203x406.4	35.6	78.4	22.0	8.0	20.31	559	203	516	3500	2875	3130	2625	2545	2085
3412326530	HT NMY	22 X 8 X 16	559x203x406.4	35.8	78.7	22.0	8.0	20.31	559	203	516	3500	2875	3130	2625	2545	2085
3412425485	HT	22 X 9 X 16	559x229x406.4	41.5	91.3	22.0	9.0	20.31	558	229	516	4050	3325	3600	3025	2930	2400
3412326010	HT NMG	22 X 9 X 16	559x229x406.4	41.5	91.3	22.0	9.0	20.31	558	229	516	4050	3325	3600	3025	2930	2400
3412326535	HT NMY	22 X 9 X 16	559x229x406.4	41.7	91.7	22.0	9.0	20.31	558	229	516	4050	3325	3600	3025	2930	2400
3412425495	HT	22 X 12 X 16	559x305x406.4	53.5	117.7	22.0	12.0	20.31	559	304	516	5625	4625	5030	4225	4090	3350
3412326020	HT NMG	22 X 12 X 16	559x305x406.4	53.5	117.7	22.0	12.0	20.31	559	304	516	5625	4625	5030	4225	4090	3350
3412326545	HT NMY	22 X 12 X 16	559x305x406.4	53.8	118.3	22.0	12.0	20.31	559	304	516	5625	4625	5030	4225	4090	3350
3512425525	SM	10 X 4 X 6 1/2	254x102x165.1	5.7	12.6	9.9	4.0	8.94	252	102	227	780	640	695	585	565	465
3512326050	SM NMG	10 X 4 X 6 1/2	254x102x165.1	5.7	12.6	9.9	4.0	8.94	252	102	227	780	640	695	585	565	465
3512326575	SM NMY	10 X 4 X 6 1/2	254x102x165.1	5.8	12.6	9.9	4.0	8.94	252	102	227	780	640	695	585	565	465
3512425535	SM	10 X 5 X 6 1/2	254x127x165.1	6.6	14.6	9.9	5.0	8.94	252	127	227	1010	830	905	760	735	605
3512326060	SM NMG	10 X 5 X 6 1/2	254x127x165.1	6.6	14.6	9.9	5.0	8.94	252	127	227	1010	830	905	760	735	605
3512326585	SM NMY	10 X 5 X 6 1/2	254x127x165.1	6.7	14.6	9.9	5.0	8.94	252	127	227	1010	830	905	760	735	605
3512425555	SM	12 X 4 1/2 X 8	305x114x203.2	8.1	17.9	12.0	4.5	10.83	305	114	275	1040	855	930	780	755	620
3512326080	SM NMG	12 X 4 1/2 X 8	305x114x203.2	8.1	17.9	12.0	4.5	10.83	305	114	275	1040	855	930	780	755	620
3512326605	SM NMY	12 X 4 1/2 X 8	305x114x203.2	8.2	17.9	12.0	4.5	10.83	305	114	275	1040	855	930	780	755	620
3512425580	SM	13 1/2 X 5 1/2 X 8	343X139X203.2	13.0	28.6	13.5	5.5	11.85	343	140	301	1510	1240	1345	1130	1095	895
3512326105	SM NMG	13 1/2 X 5 1/2 X 8	343X139X203.2	13.0	28.6	13.5	5.5	11.85	343	140	301	1510	1240	1345	1130	1095	895

NMG - NON MARKING GRAY  
NMY - NON MARKING YELLOW





## FERENTINO FORZA FT POB

**FORZA FT POB**

CODE	PRODUCT NAME (FERENTINO TLH SOLID AIR)	TIRE SIZE Inch	TIRE SIZE mm	TIRE WEIGHT		ACTUAL TIRE			ACTUAL TIRE			LOAD CAPACITY					
				Kg	Pound	OVERALL DIAMETER Inch	OVERALL DIAMETER Inch	REPLACEMENT OVERALL DIAMETER Inch	OVERALL DIAMETER mm	OVERALL WIDTH mm	REPLACEMENT OVERALL DIAMETER mm	COUNTERBALANCED LIFT TRUCKS					
												UP TO 10KM/H		UP TO 16KM/H		UP TO 25KM/H	
												LOAD WHEEL	STEERING WHEEL	LOAD WHEEL	STEERING WHEEL	LOAD WHEEL	STEERING WHEEL
3512326630	SM NMY	13 1/2 X 5 1/2 X 8	343X139X203.2	13.1	28.8	13.5	5.5	11.85	343	140	301	1510	1240	1345	1130	1095	895
3512425585	SM	14 X 4 1/2 X 8	356X114X203.2	11.0	24.2	13.9	4.5	12.17	352	114	309	1170	960	1045	875	850	695
3512326110	SM NMG	14 X 4 1/2 X 8	356X114X203.2	11.0	24.2	13.9	4.5	12.17	352	114	309	1170	960	1045	875	850	695
3512326635	SM NMY	14 X 4 1/2 X 8	356X114X203.2	11.1	24.4	13.9	4.5	12.17	352	114	309	1170	960	1045	875	850	695
3512425590	SM	14 X 5 X 10	356X127X254	10.9	24.0	13.9	5.0	12.91	354	127	328	1335	1095	1195	1000	970	795
3512326115	SM NMG	14 X 5 X 10	356X127X254	10.9	24.0	13.9	5.0	12.91	354	127	328	1335	1095	1195	1000	970	795
3512326640	SM NMY	14 X 5 X 10	356X127X254	11.0	24.1	13.9	5.0	12.91	354	127	328	1335	1095	1195	1000	970	795
3512425600	SM	16 X 5 X 10 1/2	406X127X266.7	13.6	30.0	15.9	5.0	14.25	403	127	362	1510	1240	1345	1130	1095	895
3512326125	SM NMG	16 X 5 X 10 1/2	406X127X266.7	13.6	30.0	15.9	5.0	14.25	403	127	362	1510	1240	1345	1130	1095	895
3512326650	SM NMY	16 X 5 X 10 1/2	406X127X266.7	13.7	30.1	15.9	5.0	14.25	403	127	362	1510	1240	1345	1130	1095	895
3512425605	SM	16 X 6 X 10 1/2	406X152X266.7	16.6	36.6	15.9	6.0	14.25	403	152	362	1910	1570	1710	1435	1390	1140
3512326130	SM NMG	16 X 6 X 10 1/2	406X152X266.7	16.6	36.6	15.9	6.0	14.25	403	152	362	1910	1570	1710	1435	1390	1140
3512326655	SM NMY	16 X 6 X 10 1/2	406X152X266.7	16.7	36.7	15.9	6.0	14.25	403	152	362	1910	1570	1710	1435	1390	1140
3512425610	SM	16 X 7 X 10 1/2	406X178X266.7	19.3	42.4	16.0	7.0	14.37	406	178	365	2325	1910	2070	1740	1685	1380
3512326135	SM NMG	16 X 7 X 10 1/2	406X178X266.7	19.3	42.4	16.0	7.0	14.37	406	178	365	2325	1910	2070	1740	1685	1380
3512326660	SM NMY	16 X 7 X 10 1/2	406X178X266.7	19.4	42.6	16.0	7.0	14.37	406	178	365	2325	1910	2070	1740	1685	1380
3512425620	SM	15 X 5 X 11 1/4	381X127X285.8	13.0	28.6	14.9	5.0	13.94	379	127	354	1390	1140	1240	1040	1010	830
3512326145	SM NMG	15 X 5 X 11 1/4	381X127X285.8	13.0	28.6	14.9	5.0	13.94	379	127	354	1390	1140	1240	1040	1010	830
3512326670	SM NMY	15 X 5 X 11 1/4	381X127X285.8	13.1	28.8	14.9	5.0	13.94	379	127	354	1390	1140	1240	1040	1010	830
3512425625	SM	15 X 6 X 11 1/4	381X152X285.8	13.7	30.2	15.0	6.0	13.94	381	152	354	1715	1410	1530	1285	1245	1020
3512326150	SM NMG	15 X 6 X 11 1/4	381X152X285.8	13.7	30.2	15.0	6.0	13.94	381	152	354	1715	1410	1530	1285	1245	1020
3512326675	SM NMY	15 X 6 X 11 1/4	381X152X285.8	13.8	30.3	15.0	6.0	13.94	381	152	354	1715	1410	1530	1285	1245	1020
3512425630	SM	16 1/4 X 5 X 11 1/4	413X127X285.8	14.6	32.2	16.1	5.0	14.72	410	127	374	1530	1250	1360	1145	1105	905
3512326155	SM NMG	16 1/4 X 5 X 11 1/4	413X127X285.8	14.6	32.2	16.1	5.0	14.72	410	127	374	1530	1250	1360	1145	1105	905
3512326680	SM NMY	16 1/4 X 5 X 11 1/4	413X127X285.8	14.7	32.3	16.1	5.0	14.72	410	127	374	1530	1250	1360	1145	1105	905
3512425635	SM	16 1/4 X 6 X 11 1/4	413X152X285.8	16.8	37.0	16.1	6.0	14.69	410	152	373	1920	1580	1715	1440	1395	1140
3512326160	SM NMG	16 1/4 X 6 X 11 1/4	413X152X285.8	16.8	37.0	16.1	6.0	14.69	410	152	373	1920	1580	1715	1440	1395	1140
3512326685	SM NMY	16 1/4 X 6 X 11 1/4	413X152X285.8	16.9	37.2	16.1	6.0	14.69	410	152	373	1920	1580	1715	1440	1395	1140
3512425640	SM	16 1/4 X 7 X 11 1/4	413X178X285.8	20.3	44.7	16.3	7.0	14.76	413	178	375	2325	1900	2060	1735	1680	1380
3512326165	SM NMG	16 1/4 X 7 X 11 1/4	413X178X285.8	20.3	44.7	16.3	7.0	14.76	413	178	375	2325	1900	2060	1735	1680	1380
3512326690	SM NMY	16 1/4 X 7 X 11 1/4	413X178X285.8	20.4	44.9	16.3	7.0	14.76	413	178	375	2325	1900	2060	1735	1680	1380
3512425660	SM	18 X 6 X 12 1/8	457X152X308	20.0	44.0	17.8	6.0	16.22	453	152	412	2100	1720	1870	1575	1525	1250
3512326185	SM NMG	18 X 6 X 12 1/8	457X152X308	20.0	44.0	17.8	6.0	16.22	453	152	412	2100	1720	1870	1575	1525	1250
3512326710	SM NMY	18 X 6 X 12 1/8	457X152X308	20.1	44.2	17.8	6.0	16.22	453	152	412	2100	1720	1870	1575	1525	1250
3512425665	SM	18 X 7 X 12 1/8	457X178X308	24.4	53.7	18.0	7.0	16.22	457	178	412	2550	2100	2280	1910	1855	1520
3512326190	SM NMG	18 X 7 X 12 1/8	457X178X308	24.4	53.7	18.0	7.0	16.22	457	178	412	2550	2100	2280	1910	1855	1520
3512326715	SM NMY	18 X 7 X 12 1/8	457X178X308	24.5	53.9	18.0	7.0	16.22	457	178	412	2550	2100	2280	1910	1855	1520
3512425670	SM	18 X 8 X 12 1/8	457X203X308	26.7	58.8	17.8	8.0	16.22	453	203	412	3000	2475	2680	2250	2180	1790
3512326195	SM NMG	18 X 8 X 12 1/8	457X203X308	26.7	58.8	17.8	8.0	16.22	453	203	412	3000	2475	2680	2250	2180	1790
3512326720	SM NMY	18 X 8 X 12 1/8	457X203X308	26.9	59.0	17.8	8.0	16.22	453	203	412	3000	2475	2680	2250	2180	1790
3512425675	SM	18 X 9 X 12 1/8	457X228X308	29.9	65.8	17.8	9.0	16.10	453	229	409	3450	2850	3090	2600	2510	2060
3512326200	SM NMG	18 X 9 X 12 1/8	457X228X308	29.9	65.8	17.8	9.0	16.10	453	229	409	3450	2850	3090	2600	2510	2060
3512326725	SM NMY	18 X 9 X 12 1/8	457X228X308	30.1	66.1	17.8	9.0	16.10	453	229	409	3450	2850	3090	2600	2510	2060
3512425680	SM	21 X 7 X 15	533X178X381	28.8	63.4	20.8	7.0	19.29	529	178	490	2875	2350	2560	2150	2085	1710
3512326205	SM NMG	21 X 7 X 15	533X178X381	28.8	63.4	20.8	7.0	19.29	529	178	490	2875	2350	2560	2150	2085	1710
3512326730	SM NMY	21 X 7 X 15	533X178X381	29.0	63.7	20.8	7.0	19.29	529	178	490	2875	2350	2560	2150	2085	1710
3512425685	SM	21 X 8 X 15	533X203X381	33.1	72.8	20.8	8.0	19.17	529	203	487	3375	2775	3025	2540	2455	2015
3512326210	SM NMG	21 X 8 X 15	533X203X381	33.1	72.8	20.8	8.0	19.17	529	203	487	3375	2775	3025	2540	2455	2015
3512326735	SM NMY	21 X 8 X 15	533X203X381	33.2	73.1	20.8	8.0	19.17	529	203	487	3375	2775	3025	2540	2455	2015
3512425690	SM	21 X 9 X 15	533X228X381	36.2	79.7	20.9	9.1	19.17	531	230	487	3900	3200	3475	2920	2830	2320
3512326215	SM NMG	21 X 9 X 15	533X228X381	36.2	79.7	20.9	9.1	19.17	531	230	487	3900	3200	3475	2920	2830	2320
3512326740	SM NMY	21 X 9 X 15	533X228X381	36.4	80.0	20.9	9.1	19.17	531	230	487	3900	3200	3475	2920	2830	2320
3512425695	SM	20 X 8 X 16	508X203X406.4	34.0	74.8	20.1	8.0	18.90	510	203	480	3010	2470	2685	2255	2185	1790
3512326220	SM NMG	20 X 8 X 16	508X203X406.4	34.0	74.8	20.1	8.0	18.90	510	203	480	3010	2470	2685	2255	2185	1790
3512326745	SM NMY	20 X 8 X 16	508X203X406.4	34.2	75.2	20.1	8.0	18.90	510	203	480	3010	2470	2685	2255	2185	1790
3512425715	SM	22 X 8 X 16	559X203X406.4	38.0	83.6	21.9	8.0	20.24	556	203	514	3500	2875	3130	2625	2545	2085

NMG - NON MARKING GRAY  
NMY - NON MARKING YELLOW



## FERENTINO FORZA FT POB

**FORZA FT POB**

||
||
||

FERENTINO ECO PLUS POB

FERENTINO ECO PLUS POB  
NON MARKING

ECO PLUS POB



**S**  
Special

Unique lug pattern  
• Increased traction and lifetime

High performance compound  
• Low rolling resistance  
• Excellent quality to price ratio  
• Reduces chunking and cutting

Perfect bonding  
• High quality bonding technology is used to keep the layers intact while working with heavy loads.

CODE	PRODUCT NAME (FERENTINO TLH SOLID AIR)	TIRE SIZE Inch	TIRE SIZE mm	PROFILE	TIRE WEIGHT		ACTUAL TIRE		ACTUAL TIRE		LOAD CAPACITY					
					NORMAL		OVERALL DIAMETER	OVERALL WIDTH	OVERALL DIAMETER	OVERALL WIDTH	COUNTERBALANCED LIFT TRUCKS					
					Kg	Pound	Inch	Inch	mm	mm	UP TO 10KM/H		UP TO 16KM/H		UP TO 25KM/H	
											LOAD WHEEL	STEERING WHEEL	LOAD WHEEL	STEERING WHEEL	LOAD WHEEL	STEERING WHEEL
3412437520	HT	14 x 4 1/2 x 8	356x114x203.2	TR	10.1	22.3	13.9	4.5	353.1	114.3	1164.8	954.8	1040.1	875	845	695
3412337640	HT NMG	14 x 4 1/2 x 8	356x114x203.2	TR	10.1	22.3	13.9	4.5	353.1	114.3	1164.8	954.8	1040.1	875	845	695
3412337760	HT NMY	14 x 4 1/2 x 8	356x114x203.2	TR	10.2	22.4	13.9	4.5	353.1	114.3	1164.8	954.8	1040.1	875	845	695
3412437525	HT	16 x 5 x 10 1/2	406x127x266.7	TR	13.0	28.6	15.9	5.0	403.9	127.0	1505	1240.1	1344.9	1129.9	1095	895
3412337645	HT NMG	16 x 5 x 10 1/2	406x127x266.7	TR	13.0	28.6	15.9	5.0	403.9	127.0	1505	1240.1	1344.9	1129.9	1095	895
3412337765	HT NMY	16 x 5 x 10 1/2	406x127x266.7	TR	13.1	28.8	15.9	5.0	403.9	127.0	1505	1240.1	1344.9	1129.9	1095	895
3412437530	HT	16 x 6 x 10 1/2	406x152x266.7	TR	16.8	37.0	15.9	6.0	403.9	152.4	1905.1	1564.9	1700.1	1430.2	1385	1135
3412337650	HT NMG	16 x 6 x 10 1/2	406x152x266.7	TR	16.8	37.0	15.9	6.0	403.9	152.4	1905.1	1564.9	1700.1	1430.2	1385	1135
3412337770	HT NMY	16 x 6 x 10 1/2	406x152x266.7	TR	16.9	37.2	15.9	6.0	403.9	152.4	1905.1	1564.9	1700.1	1430.2	1385	1135
3412437535	HT	16 1/4 x 5 x 11 1/4	413x127x285.8	TR	13.9	30.6	16.1	5.0	408.9	127.0	1525	1250.1	1359.9	1144.9	1105	905
3412337655	HT NMG	16 1/4 x 5 x 11 1/4	413x127x285.8	TR	13.9	30.6	16.1	5.0	408.9	127.0	1525	1250.1	1359.9	1144.9	1105	905
3412337775	HT NMY	16 1/4 x 5 x 11 1/4	413x127x285.8	TR	14.0	30.8	16.1	5.0	408.9	127.0	1525	1250.1	1359.9	1144.9	1105	905
3412437540	HT	16 1/4 x 6 x 11 1/4	413x152x285.8	TR	15.8	34.8	16.1	6.0	408.9	152.4	1915.1	1569.9	1710	1435.2	1390	1140
3412337660	HT NMG	16 1/4 x 6 x 11 1/4	413x152x285.8	TR	15.8	34.8	16.1	6.0	408.9	152.4	1915.1	1569.9	1710	1435.2	1390	1140
3412337780	HT NMY	16 1/4 x 6 x 11 1/4	413x152x285.8	TR	15.9	35.0	16.1	6.0	408.9	152.4	1915.1	1569.9	1710	1435.2	1390	1140
3412437545	HT	18 x 6 x 12 1/8	457x152x308	TR	19.0	41.8	17.9	6.0	454.7	152.4	2090.2	1715	1865.2	1564.9	1515	1245
3412337665	HT NMG	18 x 6 x 12 1/8	457x152x308	TR	19.0	41.8	17.9	6.0	454.7	152.4	2090.2	1715	1865.2	1564.9	1515	1245
3412337785	HT NMY	18 x 6 x 12 1/8	457x152x308	TR	19.1	42.0	17.9	6.0	454.7	152.4	2090.2	1715	1865.2	1564.9	1515	1245
3412437550	HT	18 x 7 x 12 1/8	457x178x308	TR	23.9	52.6	17.9	7.0	454.7	177.8	2555.1	2100.1	2279.8	1915.1	1855	1520
3412337670	HT NMG	18 x 7 x 12 1/8	457x178x308	TR	23.9	52.6	17.9	7.0	454.7	177.8	2555.1	2100.1	2279.8	1915.1	1855	1520
3412337790	HT NMY	18 x 7 x 12 1/8	457x178x308	TR	24.0	52.9	17.9	7.0	454.7	177.8	2555.1	2100.1	2279.8	1915.1	1855	1520
3412437555	HT	18 x 8 x 12 1/8	457x203x308	TR	27.0	59.4	17.9	8.0	454.7	203.2	3000.1	2464.8	2679.8	2249.8	2180	1785
3412337675	HT NMG	18 x 8 x 12 1/8	457x203x308	TR	27.0	59.4	17.9	8.0	454.7	203.2	3000.1	2464.8	2679.8	2249.8	2180	1785
3412337795	HT NMY	18 x 8 x 12 1/8	457x203x308	TR	27.2	59.7	17.9	8.0	454.7	203.2	3000.1	2464.8	2679.8	2249.8	2180	1785
3412437560	HT	21 x 7 x 15	533x178x381	TR	29.1	64.1	20.9	7.0	530.9	177.8	2869.9	2360	2565.1	2155	2085	1710
3412337680	HT NMG	21 x 7 x 15	533x178x381	TR	29.1	64.1	20.9	7.0	530.9	177.8	2869.9	2360	2565.1	2155	2085	1710
3412337800	HT NMY	21 x 7 x 15	533x178x381	TR	29.3	64.3	20.9	7.0	530.9	177.8	2869.9	2360	2565.1	2155	2085	1710
3412437565	HT	21 x 8 x 15	533x203x381	TR	33.5	73.7	20.9	8.0	530.9	203.2	3375.2	2775.1	3015	2530.1	2450	2010
3412337685	HT NMG	21 x 8 x 15	533x203x381	TR	33.5	73.7	20.9	8.0	530.9	203.2	3375.2	2775.1	3015	2530.1	2450	2010
3412337805	HT NMY	21 x 8 x 15	533x203x381	TR	33.7	74.1	20.9	8.0	530.9	203.2	3375.2	2775.1	3015	2530.1	2450	2010
3412437570	HT	22 x 9 x 16	559x229x406.4	TR	39.2	86.3	21.9	9.0	556.3	228.6	4045.1	3324.8	3615.1	3035	2940	2140
3412337690	HT NMG	22 x 9 x 16	559x229x406.4	TR	39.2	86.3	21.9	9.0	556.3	228.6	4045.1	3324.8	3615.1	3035	2940	2140
3412337810	HT NMY	22 x 9 x 16	559x229x406.4	TR	39.4	86.7	21.9	9.0	556.3	228.6	4045.1	3324.8	3615.1	3035	2940	2140
3512437455	SMOOTH	10 x 5 x 6 1/2	254x127x165.1	SM	7.2	15.9	10.0	5.0	254.0	127.0	1015.1	835.1	904.9	759.8	735	605
3512337575	SMOOTH NMG	10 x 5 x 6 1/2	254x127x165.1	SM	7.2	15.9	10.0	5.0	254.0	127.0	1015.1	835.1	904.9	759.8	735	605
3512337695	SMOOTH NMY	10 x 5 x 6 1/2	254x127x165.1	SM	7.3	16.0	10.0	5.0	254.0	127.0	1015.1	835.1	904.9	759.8	735	605
3512437460	SMOOTH	14 x 4 1/2 x 8	356x114x203.2	SM	11.1	24.5	14.0	4.5	355.6	114.3	1164.8	954.8	1040.1	875	845	695
3512337580	SMOOTH NMG	14 x 4 1/2 x 8	356x114x203.2	SM	11.1	24.5	14.0	4.5	355.6	114.3	1164.8	954.8	1040.1	875	845	695
3512337700	SMOOTH NMY	14 x 4 1/2 x 8	356x114x203.2	SM	11.2	24.6	14.0	4.5	355.6	114.3	1164.8	954.8	1040.1	875	845	695
3512437465	SMOOTH	16 x 5 x 10 1/2	406x127x266.7	SM	14.2	31.3	15.9	5.0	403.9	127.0	1505	1240.1	1344.9	1129.9	1095	895
3512337585	SMOOTH NMG	16 x 5 x 10 1/2	406x127x266.7	SM	14.2	31.3	15.9	5.0	403.9	127.0	1505	1240.1	1344.9	1129.9	1095	895
3512337705	SMOOTH NMY	16 x 5 x 10 1/2	406x127x266.7	SM	14.3	31.4	15.9	5.0	403.9	127.0	1505	1240.1	1344.9	1129.9	1095	895
3512437470	SMOOTH	16 x 6 x 10 1/2	406x152x266.7	SM	18.0	39.6	15.9	6.0	403.9	152.4	1905.1	1564.9	1700.1	1430.2	1385	1135
3512337590	SMOOTH NMG	16 x 6 x 10 1/2	406x152x266.7	SM	18.0	39.6	15.9	6.0	403.9	152.4	1905.1	1564.9	1700.1	1430.2	1385	1135
3512337710	SMOOTH NMY	16 x 6 x 10 1/2	406x152x266.7	SM	18.1	39.8	15.9	6.0	403.9	152.4	1905.1	1564.9	1700.1	1430.2	1385	1135
3512437475	SMOOTH	15 x 5 x 11 1/4	381x127x285.8	SM	12.1	26.7	14.9	5.0	378.5	127.0	1389.8	1144.9	1240.1	1045.1	1010	830
3512337595	SMOOTH NMG	15 x 5 x 11 1/4	381x127x285.8	SM	12.1	26.7	14.9	5.0	378.5	127.0	1389.8	1144.9	1240.1	1045.1	1010	830
3512337715	SMOOTH NMY	15 x 5 x 11 1/4	381x127x285.8	SM	12.2	26.8	14.9	5.0	378.5	127.0	1389.8	1144.9	1240.1	1045.1	1010	830
3512437480	SMOOTH	16 1/4 x 5 x 11 1/4	413x127x285.8	SM	14.5	31.9	16.2	5.0	411.5	127.0	1525	1250.1	1359.9	1144.9	1105	905
3512337600	SMOOTH NMG	16 1/4 x 5 x 11 1/4	413x127x285.8	SM	14.5	31.9	16.2	5.0	411.5	127.0	1525	1250.1	1359.9	1144.9	1105	905
3512337720	SMOOTH NMY	16 1/4 x 5 x 11 1/4	413x127x285.8	SM	14.6	32.1	16.2	5.0	411.5	127.0	1525	1250.1	1359.9	1144.9	1105	905
3512437485	SMOOTH	16 1/4 x 6 x 11 1/4	413x152x285.8	SM	16.4	36.0	16.2	6.0	411.5	152.4	1915.1	1569.9	1710	1435.2	1390	1140
3512337605	SMOOTH NMG	16 1/4 x 6 x 11 1/4	413x152x285.8	SM	16.4	36.0	16.2	6.0	411.5	152.4	1915.1	1569.9	1710	1435.2	1390	1140
3512337725	SMOOTH NMY	16 1/4 x 6 x 11 1/4	413x152x285.8	SM	16.5	36.2	16.2	6.0	411.5	152.4	1915.1	1569.9	1710	1435.2	1390	1140
3512437490	SMOOTH	18 x 6 x 12 1/8	457x152x308	SM	20.3	44.6	17.9	6.0	454.7	152.4	2090.2	1715	1865.2	1564.9	1515	1245
3512337610	SMOOTH NMG	18 x 6 x 12 1/8	457x152x308	SM	20.3	44.6	17.9	6.0	454.7	152.4	2090.2	1715	1865.2	1564.9	1515	1245

NMG - NON MARKING GRAY  
NMY - NON MARKING YELLOW



FLEX MASTER FT TR



FLEX MASTER FT SM



- Free of vibration construction**
  - Enhanced riding comfort
- Improved tread compound with Cut resistant**
  - Tread damage protection
- Apertures**
  - More deflection application and stability
- Ultra deep tread**
  - Extended service life

FLEX MASTER FT

CODE	PRODUCT NAME (FERENTINO FLEX MASTER FT)	TIRE SIZE	ALTERNATIVE SIZE	RIM SIZE	OVERALL DIAMETER (mm)	SECTION WIDTH (mm)	TREAD DEPTH (mm)	LOAD CAPACITY 10KM/H (KG)
	FLEX MASTER FT NON APP TR	17.5-25 *	445/80-25	14.0-25	1340	446	155	13,345
	FLEX MASTER FT NON APP TR	20.5-25 *	525/80-25	17.0-25	1495	527	188	16,210
	FLEX MASTER FT NON APP TR	23.5-25 *	605/80-25	19.5-25	1620	606	216	20,425
	FLEX MASTER FT NON APP TR	26.5-25 *	685/80-25	22.0-25	1715	718	236	24,390
	FLEX MASTER FTNON APP TR	29.5-25 *		25.0-25	1845	761	264	30,050
	FLEX MASTER FT APP SM	17.5-25 *	445/80-25	14.0-25	1340	446	155	8,805
	FLEX MASTER FT APP SM	20.5-25 *	525/80-25	17.0-25	1495	527	188	12,155
	FLEX MASTER FT APP SM	23.5-25 *	605/80-25	19.5-25	1620	606	216	15,320
	FLEX MASTER FT APP SM	26.5-25 *	685/80-25	22.0-25	1715	718	236	18,295
	FLEX MASTER FT APP SM	29.5-25 *		25.0-25	1845	761	264	22,540
	FLEX MASTER FT NON APP TR	17.5-25 *	445/80-25	14.0-25	1340	446	155	13,345
	FLEX MASTER FT NON APP TR	20.5-25 *	525/80-25	17.0-25	1495	527	188	16,210
	FLEX MASTER FT NON APP TR	23.5-25 *	605/80-25	19.5-25	1620	606	216	20,425
	FLEX MASTER FT NON APP TR	26.5-25 *	685/80-25	22.0-25	1715	718	236	24,390
	FLEX MASTER FTNON APP TR	29.5-25 *		25.0-25	1845	761	264	30,050
	FLEX MASTER FT NON APP SM	17.5-25 *	445/80-25	14.0-25	1340	446	155	13,345
	FLEX MASTER FT NON APP SM	20.5-25 *	525/80-25	17.0-25	1495	527	188	16,210
	FLEX MASTER FT NON APP SM	23.5-25 *	605/80-25	19.5-25	1620	606	216	20,425
	FLEX MASTER FT NON APP SM	26.5-25 *	685/80-25	22.0-25	1715	718	236	24,390
	FLEX MASTER FTNON APP SM	29.5-25 *		25.0-25	1845	761	264	30,050

NMG - NON MARKING GRAY  
 NMY - NON MARKING YELLOW



FERENTINO WINTER




Winter tires are excellent at gripping cold roads, whether they're wet, dry, snowy or icy. Their extra deep treads are capable of dispersing more water,

helping to reduce aquaplaning and improve handling.

Because they offer greater safety in the cold, and maintain their flexibility and riding comfort. Exceptional tread rubber compound for winter, whether condition.

Deep tread -better traction



CODE	PRODUCT NAME	TIRE SIZE	RIM SIZE	RIM	ACTUAL TIRE		LOAD CAPACITY (KG) AT MAXIMUM SPEED (KM/H)				
					OVERALL DIAMETER ±2%	OVERALL WIDTH ±2%	FORK LIFT TRUCKS		TRAILERS (3)		
							CARRYING WHEEL	STEERING WHEEL	25Km/h	10Km/h	6Km/h
Pro4Snow STD	18x7x8 (180/70-8)	4.33-R8	8	8	453	162	2145	1650	1650	1945	2145
Pro4Snow FIX	18x7x8 (180/70-8)	4.33-R8	8	8	453	162	2145	1650	1650	1945	2145
Pro4Snow STD	6.00-9	4.00-E9	9	9	525	148	1885	1450	1450	1710	1885
Pro4Snow FIX	6.00-9	4.00-E9	9	9	525	148	1855	1450	1450	1710	1885
Pro4Snow STD	6.50-10	5.00-F10	10	10	575	172	2340	1800	1800	2125	2340
Pro4Snow FIX	6.50-10	5.00-F10	10	10	575	172	2340	1800	1800	2125	2340
Pro4Snow STD	23x9x10 (225/75-10)	6.50-F10	10	10	581	206	3445	2650	2650	3125	3445
Pro4Snow FIX	23x9x10 (225/75-10)	6.50-F10	10	10	581	206	3445	2650	2650	3125	3445
Pro4Snow STD	7.00-12	5.00-S12	12	12	658	184	2920	2240	2240	2645	2920
Pro4Snow FIX	7.00-12	5.00-S12	12	12	658	184	2920	2240	2240	2645	2920
Pro4Snow STD	23x10x12	8.00-G12	12	12	586	236	3770	2900	2900	3420	3770
Pro4Snow FIX	23x10x12	8.00-G12	12	12	586	236	3770	2900	2900	3420	3770
Pro4Snow STD	27x10x12	8.00-G12	12	12	672	240	3900	3000	3000	3450	3900
Pro4Snow FIX	27x10x12	8.00-G12	12	12	672	240	3900	3000	3000	3450	3900
Pro4Snow STD	250-15 (250/70-15)	7.0-15	15	15	721	225	4750	3650	3650	4300	4750
Pro4Snow FIX	250-15 (250/70-15)	7.0-15	15	15	721	225	4750	3650	3650	4300	4750
Pro4Snow STD	250-15 (250/70-15)	7.5-15	15	15	721	225	4750	3650	3650	4300	4750
Pro4Snow FIX	250-15 (250/70-15)	7.5-15	15	15	721	225	4750	3650	3650	4300	4750
Pro4Snow STD	28x9x15 (8.15-15)	7.0-15	15	15	699	220	3445	2650	2650	3125	3445
Pro4Snow FIX	28x9x15 (8.15-15)	7.0-15	15	15	699	220	3445	2650	2650	3125	3445
Pro4Snow STD	8.25-15	6.5-15	15	15	822	210	4750	3650	3650	4300	4750
Pro4Snow FIX	8.25-15	6.5-15	15	15	822	210	4750	3650	3650	4300	4750
Pro4Snow STD	300-15 (315/70-15)	8.0-15	15	15	821	270	5850	4500	4500	5310	5850
Pro4Snow FIX	300-15 (315/70-15)	8.0-15	15	15	821	270	5850	4500	4500	5310	5850

NMG - NON MARKING GRAY  
 NMY - NON MARKING YELLOW



FERENTINO ECO PLUS POB

ECO PLUS POB

CODE	PRODUCT NAME (FERENTINO TLH SOLID AIR)	TIRE SIZE Inch	TIRE SIZE mm	PROFILE	TIRE WEIGHT		ACTUAL TIRE		ACTUAL TIRE		LOAD CAPACITY					
					Kg	Pound	OVERALL DIAMETER Inch	OVERALL WIDTH Inch	OVERALL DIAMETER mm	OVERALL WIDTH mm	COUNTERBALANCED LIFT TRUCKS					
											UP TO 10KM/H		UP TO 16KM/H		UP TO 25KM/H	
											LOAD WHEEL	STEERING WHEEL	LOAD WHEEL	STEERING WHEEL	LOAD WHEEL	STEERING WHEEL
3512337730	SMOOTH NMY	18 x 6 x 12 1/8	457x152x308	SM	20.4	44.8	17.9	6.0	454.7	152.4	2090.2	1715	1865.2	1564.9	1515	1245
3512437495	SMOOTH	18 x 7 x 12 1/8	457x178x308	SM	24.5	53.9	17.9	7.0	454.7	177.8	2555.1	2100.1	2279.8	1915.1	1855	1520
3512337615	SMOOTH NMG	18 x 7 x 12 1/8	457x178x308	SM	24.5	53.9	17.9	7.0	454.7	177.8	2555.1	2100.1	2279.8	1915.1	1855	1520
3512337735	SMOOTH NMY	18 x 7 x 12 1/8	457x178x308	SM	24.7	54.2	17.9	7.0	454.7	177.8	2555.1	2100.1	2279.8	1915.1	1855	1520
3512437500	SMOOTH	18 x 8 x 12 1/8	457x203x308	SM	26.9	59.2	17.9	8.0	454.7	203.2	3000.1	2464.8	2679.8	2249.8	2180	1785
3512337620	SMOOTH NMG	18 x 8 x 12 1/8	457x203x308	SM	26.9	59.2	17.9	8.0	454.7	203.2	3000.1	2464.8	2679.8	2249.8	2180	1785
3512337740	SMOOTH NMY	18 x 8 x 12 1/8	457x203x308	SM	27.1	59.5	17.9	8.0	454.7	203.2	3000.1	2464.8	2679.8	2249.8	2180	1785
3512437505	SMOOTH	21 x 7 x 15	533x178x381	SM	30.0	66.0	20.9	7.0	530.9	177.8	2869.9	2360	2565.1	2155	2085	1710
3512337625	SMOOTH NMG	21 x 7 x 15	533x178x381	SM	30.0	66.0	20.9	7.0	530.9	177.8	2869.9	2360	2565.1	2155	2085	1710
3512337745	SMOOTH NMY	21 x 7 x 15	533x178x381	SM	30.2	66.3	20.9	7.0	530.9	177.8	2869.9	2360	2565.1	2155	2085	1710
3512437510	SMOOTH	21 x 8 x 15	533x203x381	SM	32.9	72.4	20.9	8.0	530.9	203.2	3375.2	2775.1	3015	2530.1	2450	2010
3512337630	SMOOTH NMG	21 x 8 x 15	533x203x381	SM	32.9	72.4	20.9	8.0	530.9	203.2	3375.2	2775.1	3015	2530.1	2450	2010
3512337750	SMOOTH NMY	21 x 8 x 15	533x203x381	SM	33.1	72.7	20.9	8.0	530.9	203.2	3375.2	2775.1	3015	2530.1	2450	2010
3512437515	SMOOTH	22 x 9 x 16	559x229x406.4	SM	44.0	96.8	21.8	9.0	553.7	228.6	4045.1	3324.8	3615.1	3035	2940	2140
3512337635	SMOOTH NMG	22 x 9 x 16	559x229x406.4	SM	44.0	96.8	21.8	9.0	553.7	228.6	4045.1	3324.8	3615.1	3035	2940	2140
3512337755	SMOOTH NMY	22 x 9 x 16	559x229x406.4	SM	44.2	97.3	21.8	9.0	553.7	228.6	4045.1	3324.8	3615.1	3035	2940	2140

NMG - NON MARKING GRAY  
 NMY - NON MARKING YELLOW



# CONVENTIONAL PNEUMATIC INDUSTRIAL TYRES

PNEUMATIC

SW

LT



NM  
non marking

- Deep tread.
- Good stability.
- Resistant to damage to sidewalls: Side wall structure.
- Good traction.
- Good driving comfort.
- Complete SET\*: Tyre + Tube + Flap.

#### APPLICATIONS

- Forklifts.
- Small - sized industrial tractors.
- Indoor trailers.
- Airport vehicles.

\*The conventional industrial tyres SW and LT are TT (Tube Type ) models for which complete assembly of tube and flap is recommended.



## FERENTINO CONVENTIONAL PNEUMATIC

### CONVENTIONAL PNEUMATIC

CODE	TIRE SIZE	PROFILE	PR	TYPE	RIM WIDTH	INFLATION PRESSURE ETRTO (bar)	OVERALL DIAMETER (mm) ± 2%	OVERALL SECTION WIDTH (mm) ± 2%	LOAD CAPACITY (Kg)		LOAD CAPACITY (Kg)	
									8 km/h	16 km/h	Kg	Pound
4.00-8		WL	6	TT	3.00D-8	4.25	420	110	600	905	4.50	9.90
5.00-8		SW	8	TT	3.00D; 3.75L-8	8.25	485	150	950	1.435	8.10	17.82
15X4.5-8 (125/75-8)*		LT	12	TT	3.25L-8	10.00	385	122	750	1.130	4.20	9.24
16X6-8 (150/75-8)		SW	18	TT	4.33R-8	10.50	420	155	1.180	1.780	9.00	19.80
18X7-8 (180/70-8)		SW	16	TT	4.33R-8	10.00	465	175	1.650	2.490	12.30	27.06
6.00-9		SW	14	TT	4.00E-09	10.50	540	170	1.495	2.260	13.00	28.60
21X8-9(200/75-9)		SW	16	TT	6.00E-09	10.00	530	215	2.120	3.200	21.20	46.64
6.50-10		SW	14	TT	5.00; 5.50F-10	10.00	590	190	1.800	2.720	16.10	35.42
23X9-10 (225/75-10)		SW	20	TT	7.00F-10	10.00	585	230	2.650	4.000	23.30	51.26
7.00-10		SW	16	TT	5.00S-12	10.00	675	200	2.240	3.380	22.30	49.06
23X10-12 (250/60-12)		SW	22	TT	8.00G-12	10.50	600	260	2.985	4.510	30.30	66.66
27X10-12 (250/75-12)		SW	20	TT	8.00G-12	10.00	695	270	3.550	5.360	33.60	73.92
7.00-15		SW	16	TT	5.00; 5.50-15	10.00	740	205	2.725	4.115	24.50	53.90
7.50-15		SW	16	TT	5.00; 6.00; 6.50-15	10.00	785	225	3.000	4.530	27.70	60.94
28X9-15 (225/75-15)		SW	16	TT	7.0-15	10.50	715	220	3.090	4.665	27.10	59.62
32X12.1-15		SW	24	TT	9.75-15	10.30	810	325	4.835	7.300	64.70	142.34
8.25-15		SW	18	TT	6.0; 6.5; 7.0-15	9.25	840	255	3.650	5.510	43.20	95.04
250-15 (250/70-15)		SW	20	TT	7.0; 7.5-15	10.00	735	245	3.875	5.850	36.40	80.08
300-15 (315/70-15)		SW	20	TT	8.0-15	9.00	820	280	5.000	7.550	56.50	124.30
28X12 1/2-15 (355/45-15)		SW	24	TT	9.75-15	10.50	710	305	3730	5630	45.40	99.88
9.00-20		LT	14	TT	7.00-20	7.60	1.034	259	4.500	6.795	48.50	106.70
10.00-20		SW	20	TT	7.0; 7.50; 8.0-20	10.00	1.070	290	5.320	8.035	103.50	227.70
12.00-20		SW	20	TT	8.00; 8.50; 9.00-20	10.00	1.145	320	6.900	10.420	103.50	227.70

NMG - NON MARKING GRAY  
NMY - NON MARKING YELLOW



# FERENTINO CONVENTIONAL PNEUMATIC FOR SMALL - SIZED MACHINES

PNEUMATIC

SS

SD

SKZ+



**NM**  
non marking

### SS

- Standard tread with sidewall properties.
- Good traction.

### SD

- Resistant tread reinforced in the middle.
- Compound resistant to punctures.
- Balanced tread wear.
- Reinforced sidewalls.

### SKZ+

- Sturdy tyres for extreme condition.
- High pattern: improves performance and tyre life.
- Good self- cleaning properties.



## FERENTINO CONVENTIONAL PNEUMATIC

### CONVENTIONAL PNEUMATIC

CODE	TIRE SIZE	PROFILE	PR	TYPE	RIM WIDTH	INFLATION PRESSURE ETRTO (bar)	OVERALL DIAMETER (mm) ± 2%	OVERALL SECTION WIDTH (mm) ± 2%	LOAD CAPACITY (Kg)		LOAD CAPACITY (Kg)	
									8 km/h	16 km/h	Kg	Pound
	5.70-12	SD	6	TL	4.50	4.10	570	146	660	520	7.90	17.38
	23x8.50 - 12	SS	6	TL	7.0	3.40	575	215	820	650	12.70	27.94
	27x8.50 - 15	SS	8	TL	7.0	4.80	680	210	1.250	990	15.20	33.44
	27 x 10.50 - 15	SS	8	TL	8.50	3.50	700	260	1.280	1.010	18.10	39.82
	10x16.5	SS	10	TL	8.25	5.10	775	280	2.135	1.685	22.70	49.94
	10x16.5	SKZ +	10	TL	8.25	5.20	773	264	2.135	1.685	20.20	44.44
	12x16.5	SS	12	TL	9.75	5.60	845	330	2.890	2.285	36.60	80.52
	12x16.5	SKZ +	12	TL	9.75	5.50	831	307	2.890	2.285	40.20	88.44

NMG - NON MARKING GRAY  
NMY - NON MARKING YELLOW



# CONVENTIONAL PNEUMATIC TYRES FOR INDUSTRIAL TRACTORS FOR CONSTRUCTION AND ROAD WORKS

PNEUMATIC

IM54



TI09



NM  
non marking

### IM54

- Structure ensuring excellent traction.
- Suitable for industrial and agricultural application.

### TI09

- Industrial pattern with sturdy tread.
- Compound highly resistant to abrasion.
- Good traction and self-cleaning properties.



## FERENTINO CONVENTIONAL PNEUMATIC

### CONVENTIONAL PNEUMATIC

CODE	TIRE SIZE	PROFILE	PR	TYPE	RIM WIDTH	INFLATION PRESSURE ETRTO (bar)	OVERALL DIAMETER (mm) ± 2%	OVERALL SECTION WIDTH (mm) ± 2%	LOAD CAPACITY (kg) 40km/h	WEIGHT(kg)	
										Kg	Pound
	15.5/80 - 24	IM54	16	TL	W12	4.00	1.260	415	4.680	70.50	155.10
	18.4 - 26	TI09	12	TL	16.00	2.50	1.420	490	4.000	93.50	205.70
	16.9 - 28	TI09	14	TL	15.00	3.00	1.415	460	3.860	83.50	183.70

NMG - NON MARKING GRAY  
NMY - NON MARKING YELLOW



# MULTI-PURPOSE CONVENTIONAL PNEUMATIC FOR MANUFACTURING MACHINES

PNEUMATIC

MT63

MT45

MT54

MT72

MT90



NM  
non marking

### MT63

- Tread for on/off - road application.
  - Good traction.
- Applications:  
Municipality vehicle used on roads.  
Agricultural vehicles.  
Special service vehicles.

### MT45

- Tread with good traction and self - cleaning properties for on/off - road applications.
- Good stability and manoeuvrability.

### MT54

- Multi purpose tread with excellent pattern for special applications.
- Good traction and self-cleaning properties.

### MT72

- Tread especially suitable for loader applications.
- Good traction and self-cleaning properties.

### MT90

- Tread with good traction characteristics and increased stability.
- Suitable for excavators and telescopic hoisting devices.



## FERENTINO MULTI- PURPOSE CONVENTIONAL PNEUMATIC

PNEUMATIC

CODE	TIRE SIZE	PROFILE	PR	TYPE	RIM WIDTH	INFLATION PRESSURE ETRTO (bar)	OVERALL DIAMETER (mm) ± 2%	OVERALL SECTION WIDTH (mm) ± 2%	LOAD CAPACITY (kg) 40 km/h	WEIGHT (kg)	
										Kg	Pound
	10.5/ 80-18	MT45	10	TL	9.00	3.70	910	280	1.950	31.90	70.18
	12.5/80-18	MT45	12	TL	W9	3.70	990	310	2.650	42.10	92.62
	18-19.5	MT63	18	TL	14.00	6.75	1.090	455	5.605	75.00	165.00
	10.5-20	MT54	10	TL	9.00	3.75	960	275	2.070	31.80	69.96
	12.5-20	MT54	12	TL	11.00	3.50	1.055	330	2.300	48.80	107.36
	14.5-20	MT54	14	TL	11.00	3.50	1.095	355	2.795	58.40	128.48
	405/70-20	MT54	14	TL	13.00	3.50	1.090	385	3.335	60.50	133.10
	405/70-20	MT72	14	TL	13.00	3.50	1.150	405	3.335	67.20	147.84
	18-22.5	MT90	18	TL	14.00	6.75	1.185	477	6.095	95.00	209.00
	405/70-24	MT54	14	TL	13.00	3.50	1.190	415	3.620	76.00	167.20
	405/70-24	MT72	14	TL	13.00	3.50	1.200	420	3.620	78.30	172.26

### MT54

- Classical tread with excellent pattern for all applications.
- Good traction and self-cleaning properties.



## FERENTINO MULTI- PURPOSE CONVENTIONAL PNEUMATIC

PNEUMATIC

CODE	TIRE SIZE	PROFILE	PR	TYPE	RIM WIDTH	INFLATION PRESSURE ETRTO (bar)	OVERALL DIAMETER (mm) ± 2%	OVERALL SECTION WIDTH (mm) ± 2%	LOAD CAPACITY (kg) 40 km/h	WEIGHT (kg)	
										Kg	Pound
	8.25-20	MT54	14	TT	6.5-20	6.75	970	232	2.180	35.00	77.00
	9.00-20	MT54	14	TT	7.0-20	7.00	1.012	256	2.650	43.00	94.60
	10.00-20	MT54	16	TT	7.5-20	7.50	1.050	280	3.190	50.00	110.00

NMG - NON MARKING GRAY  
NMY - NON MARKING YELLOW



ELTOR EVO FT POB

FERENTINO ELTOR EVO FT POB

FERENTINO ELTOR EVO FT POB  
NON MARKING



- Optimal crowned profile
  - Excellent cushioning for improved comfort
- High-performance natural rubber compound
  - Reduces chunking and cutting Suitable for both IC and electric trucks
- Perfect bonding
  - High quality bonding technology is used to keep the layers intact while working with heavy loads.

CURED-ON

FERENTINO CURED-ON

FERENTINO CURED-ON  
NON MARKING



GRAY  
AVAILABLE



- OPTIMIZED TREAD DESIGN WITH WITH SIPING
  - Enhance water evacuation for better maneuverability
- RGREY NON -MARKING COMPOUND
  - Provides low ground disturbance for indoor applications
- ENGINEERED RUBER COMPOUND
  - Optimizes tread life on hard surface
- DURABLE CAST STEEL WHEEL
  - Provides ultimate wheel durability

FERENTINO AWP




YELLOW COLOR AVAILABLE



- OPTIMIZED TREAD DESIGN WITH WITH SIPING  
Enhance water evacuation for better maneuverability
- RGREY NON -MARKING COMPOUND  
Provides low ground disturbance for indoor applications
- ENGINEERED RUBER COMPOUND  
Optimizes tread life on hard surface
- DURABLE CAST STEEL WHEEL  
Provides ultimate wheel durability

SERVICE, ACCESSORIES - SOLID TIRES FITTING PRESS 250 TON



FITTING AND REMOVAL PRESS FOR SUPER ELASTIC AND CUSHION TIRES

This press is able to perform fitting and removal operations of all sizes of super-elastic tires (with the exception of 14.00- 24).

The machine's fundamental characteristics are: reability, speed, power and precision. The press is composed of a metal structure, an adjustable lower work platform with area of 200 mm and an upper moveable platform with 600 mm of usable stroke. Manually controlled hydraulic movements. The press does not require a foundation. The press comes complete with CE certification, an Instruction Booklet for fitting and removal operations, as well as Use and Maintenance Booklet. The equipment necessary for fitting and removal of the super-elastic and cushion tires is sold separately upon request.

FERENTINO PREMIUM TIRES INSTALATION EQUIPMENT

- The installation equipment is available for wheel size from 8" to 24".
- Each size is painted in a different colour.



1 - Thrusting ring



2 - Bevelled ring



3 - Press ring



4 - QUICK de-mounting ring



5 - Seating rim

## SOLID TIRES - USER INSTRUCTIONS, MAINTENANCE, REPLACEMENT AND CALCULATION OF WEAR LIMITS

### 1) INTRODUCTION

Tires are the only contact between the vehicle and the ground. It is therefore of paramount importance that they are maintained in good condition at all times, and that when the time comes to change them, correct replacements are done.

The tires fitted to your vehicle as Original Equipment were selected by the vehicle and tire manufacturers concerned taking into account the intended operations of the vehicle.

Changes in tire type, size and load capacity should not be made without first checking with the tire and/or vehicle manufacturer regarding possible effects on vehicle behaviour and safety.

### 2) FITTING AND REMOVAL OF TIRES

It is recommended that these operations be entrusted only to specialists who have the necessary equipment and expertise. Inexpert fitment may lead to personal injury and concealed damage to tires and wheels.

No special equipment is necessary for fitting solid tires on centrally divided conical rims, but appropriate presses and accessories are required for fitment on off-set divided conical rims, cylindrical rims and pneumatic tire rims.

The published instructions of the tire manufacturer must be strictly followed. Only approved proprietary tire lubricants should be used.

To avoid damage to the base of the tire, it must be placed on the rim concentrically and parallel to the axis. Only rims recommended by the tire manufacturer must be used.

### 3) TIRE LOAD AND SPEED

Tire load capacities are specified per tire. Published Standards or manufacturers' Manuals should be consulted to obtain the actual values applicable to a particular application at the speed specified, up to a maximum of 25 km/h.

Load interpolation within the specified speed steps is not permitted and the speed rating of the tire must be at least equal to the maximum speed capability of the unladen vehicle.

Continuous running should be avoided in order, to

prevent excessive heat build-up which may lead to tire break-up.

### 4) TIRE MAINTENANCE

Although solid tires require relatively little maintenance, they should be inspected from time to time in order to check their suitability for further use.

### 5) TIRE REPLACEMENT

Worn or damaged tires must be replaced in accordance with the tire manufacturer's recommendations. Also, national legal requirements should be checked as they vary from Country to country. When replacing a tire, special attention should be paid to the condition and suitability of the rim, as rim damage and incorrect fitment can result in tire break-up.

### 6) TIRE AGEING

Tires age even if they have not been used or have only been used occasionally. Rubber cracking may be evidence of ageing. Exposure to sunlight, heat and ozone will accelerate this process. Aged tires should be examined by a tire specialist to check their suitability for further use.

### 7) TIRE MIXING

Tires mounted on the same axle must be of the same type and size and must have approximately the same external diameter.

### 8) TREAD WEAR

#### 8.1 INTRODUCTION

The limit for the tread wear of industrial vehicles is not defined by national or international standards. Several manufacturers provide instructions solely for their products. Recommendations by tire manufacturers should always be followed. However, in case no recommendations are provided by manufacturers, please abide by the contents published in this standard.

### 8.2 PURPOSE

This standard suggests tread wear limits for solid tires used on industrial vehicles that operate under conditions that are not regulated by the Highway Code and are to be used in case no instructions are provided by the manufacturer of the vehicle or tires. NOTE: Industrial vehicles that operate on public roads must be in order and comply with traffic circulation standards.

### 8.3 HAZARDS DUE TO EXCESSIVE TIRE TREAD WEAR

The hazards due to excessive tire wear are the following:

- Loss of load capacity that promotes the accelerated wear of the tread and leads to overheating of the tire.
- Loss of adhesion while accelerating or braking on unstable road conditions.
- Hazards are heightened if the tires mounted on the same axle are worn differently.
- Reduction in the vehicle's stability.
- Loss of the vehicle's directional control.
- Uneven load on twinned tires.

### 8.4 REDUCING HAZARDS

The hazards mentioned in the foregoing section can be reduced if: The tires mounted on the same axle are built by the same manufacturer, have the same size and are worn equally (this applies to any type of tire).

### 8.5 TIRE TREAD WEAR LIMITS

#### 1) Pneumatic tire rim sizes

Wear indicators or Kerbing Rib are recommended. Solid Rubber tires for Pneumatic Rims may be used until the tread is worn to the wear indicator, if the tire has such a marking, or to the top of the kerbing rib, see page IS.3 of EDI. Where there is no indicator, use the tire until 3/4 of the original total thickness of the tire remains. To calculate the minimum diameter corresponding to this wear limit, measure the outside diameter of the worn tire, the outside diameter of an unworn tire of the same type, make and size, and the diameter of the wheel rim. The minimum permitted diameter of the worn tire is given by the formula:

$$D_{\text{worn}} = 3/4 (D_{\text{new}} - D_{\text{rim}}) + D_{\text{rim}}$$

where  $D_{\text{worn}}$  = the outside diameter of the worn tire  
 $D_{\text{new}}$  = the outside diameter of an unworn  
 $D_{\text{rim}}$  = the diameter of the wheel rim

2) Press-on-band, cured-on-band and conical base tires (rubber and non-rubber)  
 Press-on-band, cured-on and conical base tires may be used until 2/3 of the original total radial thickness of the tire remains, as given by the formula:

Cured-on tires:  

$$D_{\text{worn}} = 2/3 (D_{\text{new}} - D_{\text{rim}}) + D_{\text{rim}}$$

Press-on-band and conical base tires:  

$$D_{\text{worn}} = 2/3 (D_{\text{new}} - D_{\text{rim}} - 20) + (D_{\text{rim}} + 20)$$

Notes:

- All dimensions are measured in millimetres.
- The outside diameter of the tire  $D_{\text{worn}}$  and  $D_{\text{new}}$  may be calculated by measuring the circumference of the tire with a flexible tape, and calculating the diameter from the formula:

$$\text{Diameter} = \frac{\text{Circumference}}{\pi}$$

TREAD WEAR INDICATOR (TWI) FERENTINO INDUSTRIAL TIRES recommends for tires not to be worn beyond the TWI (Tread Wear Indicator) positioned on the tread of the tire.


The height of the TWI was defined according to a study based on safety and cost savings for the user. However, in case there is no TWI, FERENTINO INDUSTRIAL TIRES recommends to replace the tires for safety reasons when 10% of the original tread is worn.

General conditions of sales available on [www.ferentinoindustrial.us](http://www.ferentinoindustrial.us)



**Ultra-modern, Environmental Friendly Tyre Manufacturing Plant, Sri Lanka**  
*One of the finest in all South Asia*





**Building on the Qualities of Natural Rubber from Sri Lanka...**  
*To Perform at the World Stage*



**FERENT**  
TYRE CO.